

OKLAHOMA

MEN'S BASKETBALL

Mike Houck, Associate Communications Director

McClendon Center for Intercollegiate Athletics

180 West Brooks, Suite 2525 | Norman, OK 73019

Office: (405) 325-8227 | Cell: (405) 249-5892 | E-Mail: mhouck@ou.edu

www.SoonerSports.com | Twitter: @SoonerSportscom; @SoonerHoops; @LonKruger

26 NCAA Tournaments | 4 Final Fours | 14 Conference Championships | 30 All-Americans | 27 Postseason Appearances In The Last 30 Years

Oklahoma Schedule/Results

N1	NORTHEASTERN STATE (Ex.)	W	85-51
N6	WASHBURN (Ex.)	W	85-59

N11	IDAHO STATE	W	78-74
N18	COPPIN STATE	W	92-65
N24	vs. Washington State #	W	74-59
N25	vs. Santa Clara #	W	85-73
N27	vs. Saint Louis #	L	63-83

D2	SACRAMENTO STATE	W	82-53
D8	ORAL ROBERTS	W	73-59
D10	ARKANSAS	W	78-63
D17	vs. Houston \$	W	79-74
D21	SOUTH CAROLINA STATE	W	83-48
D29	at Cincinnati %	L	55-56
D31	NORTHWESTERN STATE	W	83-63

J3	at Missouri	L	49-87
J7	KANSAS	L	61-72
J9	at Oklahoma State	L	65-72
J14	KANSAS STATE	W	82-73
J17	TEXAS TECH	W	64-55
J21	at Texas A&M	L (OT)	75-81
J24	BAYLOR	L	65-77
J28	at Kansas State	W	63-60

F1	at Kansas	L	62-84
F4	IOWA STATE	L	70-77
F6	MISSOURI	L	68-71
F11	at Texas Tech	L	47-65
F14	TEXAS	L	58-69
F18	at Iowa State	L	69-80
F22	OKLAHOMA STATE	W	77-64
F25	at Baylor	12:30 p.m.	Big 12
F29	at Texas	8 p.m.	ESPN2

M3	TEXAS A&M	3 p.m.	Big 12
M7-10	Big 12 Championship ^	TBD	B12/ESPN
M15-18	NCAA First/Second Rounds	TBD	CBS
M22-25	NCAA Regionals	TBD	CBS
M31/A2	NCAA Final Four	TBD	CBS

All times Central and subject to change

76 Classic (Anaheim, Calif.)

\$ All-College Classic (Oklahoma City)

% at U.S. Bank Arena

"Big 12" is Big 12 Network regional television

Radio (Sooner Sports Network)


Play-by-Play.....Toby Rowland

Analyst.....Mike Houck

TV (Big 12 Network)

Play-by-Play.....Brad Shum

Analyst.....Dan Hughes

OKLAHOMA (14-13, 4-11)
SOONERS

At a Glance

Date.....Saturday, Feb. 25
 Site.....Waco, Texas
 Tip Time.....12:47 p.m. CT
 Radio.....KOKC 1520 AM in OKC;
KTBB 1430 AM in Tulsa
 TV.....KOCB Ch. 34 in OKC; KTUL Ch. 8 in Tulsa
 Series.....Oklahoma leads 37-9
 Last Meeting.....BU won 77-65 (1/24/12)

NO. 13/14 BAYLOR (23-5, 10-5)
BEARS

PROJECTED OKLAHOMA STARTERS

4 ANDREW FITZGERALD • F
 6-8 • 247 • Jr. • Baltimore, Md.
 Brewster Academy (N.H.)

PTS	REB	FG%	MIN
12.4	4.9	.475	27.6



NOTES: Has scored in double figures in 18 of the last 22 games but not in any of the last three (averaging 4.7 points last three) ... Turned in a career-high 27-point performance vs. Iowa State Feb. 4 (11-for-19 field goal shooting) ... Ranks eighth in the Big 12 with his 2.5 offensive boards a game ... Has more offensive rebounds (67) than defensive (64) ... An honorable mention All-Big 12 selection last year ... Has started 60 straight games.

24 ROMERO OSBY • F
 6-8 • 232 • Jr. • Meridian, Miss.
 Mississippi State University

PTS	REB	FG%	MIN
12.3	7.7	.475	29.9



NOTES: Averaging 13.5 points and team-high 6.9 rebounds in Big 12 play ... Ranks second in league with 2.8 offensive boards per game and ranks third with seven double-doubles ... Has grabbed at least 10 boards nine times ... Has scored at least 15 points in eight of last 13 contests ... Had 16 points, 13 rebounds Wednesday vs. OSU ... Has 73 FT attempts over the last 13 games ... Has 33 of team's 60 dunks (55%) ... Leads team with 12 charges taken.

1 SAM GROOMS • G
 6-1 • 203 • Jr. • Greensboro, N.C.
 Chipola College (Fla.)

PTS	REB	AST	MIN
6.7	2.9	6.1	31.6



NOTES: Has started all 27 games at point guard ... Leads Big 12 in assists (6.1) and assist-to-turnover ratio (3.1; ranks fifth nationally) ... Averaging 6.7 assists and 1.9 turnovers in Big 12 play ... Has 75 assists and 18 turnovers over the last 10 games (4.2 ratio) ... Has recorded at least five assists 20 times (each of last 10 games) ... Has 18 games of two or fewer turnovers ... Rated as country's No. 3 juco prospect last year by JucoRecruiting.com.

2 STEVEN PLEDGER • G
 6-4 • 222 • Jr. • Chesapeake, Va.
 Atlantic Shores Christian School

PTS	REB	3FG%	MIN
16.8	4.1	.429	32.6



NOTES: Dec. 19 and Jan. 30 Big 12 Player of the Week ... Ranks No. 4 in Big 12 in scoring (16.8) and No. 3 in 3's per game (2.6) ... Ranks sixth in league in FG% (.471) and 3-point FG% (.429), and eighth in FT% (.827) ... Has seven 20-plus scoring efforts this season (three all of last year) and two games of at least 30 points ... Had made 44 of 46 FT attempts but has made just six of last 13 over last five games ... Needs 27 points for 1,000 in his career.

21 CAMERON CLARK • G
 6-6 • 198 • So. • Sherman, Texas
 Sherman High School

PTS	REB	AST	MIN
8.4	4.1	1.2	26.6



NOTES: Has started 56 of his 59 career games ... Coming off a 14-point, 5-rebound game against Oklahoma State ... Averaging 14.3 points the last three games (on .571 shooting) after averaging 5.7 the previous seven outings ... Has same number of field goals (20) last three games as he had in previous eight contests ... All five of his 3-pointers came in back-to-back December games ... Shot .474 from field last year but owns a .410 mark this season.

OKLAHOMA'S TOP RESERVES

No.	Name	Position	Height	Weight	Class	Points	Rebounds	Assists	Minutes
15	Tyler Neal	F	6-7	227	So.	4.4	2.6	0.6	13.5
14	Carl Blair	G	6-2	205	Jr.	3.8	2.3	2.7	15.8
5	C.J. Washington	F	6-7	230	Sr.	2.0	3.4	0.3	11.2
32	Casey Arent	C	6-10	227	Jr.	1.2	1.9	0.0	6.5
31	Barry Honoré	F	6-7	270	Sr.	0.7	0.9	0.1	4.5

PROJECTED BAYLOR STARTERS

No.	Name	Position	Height	Weight	Class	Points	Rebounds	Assists	Minutes
1	Perry Jones III	F	6-11	235	So.	13.3	7.3	1.3	31.0
4	Quincy Acy	F	6-7	235	Sr.	12.5	7.3	0.8	29.9
30	Quincy Miller	F	6-9	210	Fr.	12.0	5.1	1.7	25.2
5	Brady Heslip	G	6-2	180	So.	9.3	1.3	1.0	25.8
55	Pierre Jackson	G	5-10	180	Jr.	12.7	2.9	5.9	29.6

Head Coach Lon Kruger

► Lon Kruger was named Oklahoma's 14th head men's basketball coach on April 1, 2011.

► Owns a 493-317 (.609) collegiate record over 25 years.

► Has coached at Texas-Pan American (52-59 record from 1982-86), Kansas State (81-46 from 1986-90), Florida (104-80 from 1990-96), Illinois (81-48 from 1996-00) and UNLV (161-71 from 2004-11).

► Served as head coach of NBA's Atlanta Hawks from 2000-03 (69-122 record) and was an assistant for New York Knicks (2003-04 season).

► Averaged 25.4 wins at UNLV over the last five years (four NCAA appearances and one NIT trip) and won at least 21 games each of those five seasons.

► Coached UNLV to a 55-25 (.688) Mountain West Conference record the last five seasons.

► Has taken teams to 13 NCAA Tournaments (14-13 record) and four NITs (4-5 record).

► Coached Florida to the 1994 Final Four, Kansas State to the 1988 Elite Eight and UNLV to the 2007 Sweet 16.

► Has led all five of the college programs he has coached to 20-win seasons.

► Is one of five coaches in Division I college basketball history to take four different schools to the NCAA Tournament and is one of three coaches to win an NCAA Tournament game at four schools.

► Is one of just two head coaches in Division I history to lead at least four different schools to multiple NCAA Tournament wins.

► Is one of four coaches to lead three different schools to NCAA Sweet 16 appearances.



Lon Kruger Year by Year

Year	School	Record	Pct.
1982-83	Pan American	7-21	.250
1983-84	Pan American	13-14	.481
1984-85	Pan American	12-16	.429
1985-86	Pan American	20-8	.714
1986-87	* Kansas State	20-11	.645
1987-88	* Kansas State	25-9	.735
1988-89	* Kansas State	19-11	.633
1989-90	* Kansas State	17-15	.531
1990-91	Florida	11-17	.393
1991-92	^ Florida	19-14	.576
1992-93	^ Florida	16-12	.571
1993-94	* Florida	29-8	.784
1994-95	* Florida	17-13	.567
1995-96	Florida	12-16	.429
1996-97	* Illinois	22-10	.688
1997-98	* Illinois	23-10	.697
1998-99	Illinois	14-18	.438
1999-00	* Illinois	22-10	.688
2004-05	^ UNLV	17-14	.548
2005-06	UNLV	17-13	.567
2006-07	* UNLV	30-7	.811
2007-08	* UNLV	27-8	.771
2008-09	^ UNLV	21-11	.656
2009-10	* UNLV	25-9	.735
2010-11	* UNLV	24-9	.727
2011-12	Oklahoma	14-13	.519
Totals		493-317	.609

* NCAA Tournament

^ National Invitation Tournament

SATURDAY'S GAME BASICS

Tied for eighth place in the Big 12 race, Oklahoma (14-13, 4-11) plays at No. 13/14 Baylor (23-5, 10-5) on Saturday at 12:47 p.m. CT. The Sooners, who broke a six-game losing streak by beating Oklahoma State 77-64 on Wednesday, are 1-6 in Big 12 road games (lone win at Kansas State). The Bears, tied for third place in the league, are 6-5 in their last 11 games after a 17-0 start to the season. They are 4-3 in conference home games. Saturday's contest will air on the Sooner Radio Network (KOCB AM 1520 in Oklahoma City; KTBZ AM 1430 in Tulsa) with **Toby Rowland** and **Mike Houck** announcing. The game will be televised by the Big 12 Network (KOCB Ch. 34 in OKC; KTUL Ch. 8 in Tulsa; ESPN Full Court) with **Brad Sham** and **Dan Hughes** calling the action.

SOONER STORYLINES

► Oklahoma holds a 37-9 all-time advantage over Baylor and is 16-4 against the Bears in Waco. However, the Sooners have lost each of the last two seasons there (74-61 last year).

► Baylor posted a 77-65 win over OU in Norman on Jan. 24. The Bears shot .540 from the field, .500 (9-for-18) from 3-point range and .824 (14-for-17) from the free throw line. **Perry Jones III** led Baylor with 21 points and 12 rebounds.

► A win Saturday would be the OU's 15th this season, surpassing last year's 14.

► In its four Big 12 wins, Oklahoma has held opponents to .376 field goal shooting. In OU's 11 Big 12 losses, opponents are shooting .496 from the field.

► The junior trio of **Steven Pledger**, **Andrew Fitzgerald** and **Romero Osby** has accounted for 64 percent of the team's points in Big 12 play (622 of 975) and 50 percent of its rebounds (232 of 468).

► Over the last three seasons, the Sooners are 2-21 in Big 12 road games. They beat Kansas State this year and Iowa State last season.

► After combining to average 7.8 points over OU's first 12 conference games, the sophomore duo of **Cameron Clark** (14.3) and **Tyler Neal** (9.0) is averaging 23.3 points over the last three outings on a combined .569 shooting.

► The Big 12's leader in assists (6.1 apg), junior **Sam Grooms** has led OU in the category in each of the last 12 games and in 21 of 27 contests on the year.

► OU has been held to an average of 3.7 3-point makes in Big 12 play (ranks last in league) and Pledger has 36 of the team's 56 conversions (64 percent). OU's Big 12 opponents have made more than twice as many 3-pointers (119) as the Sooners.

► In OU's wins, Pledger is averaging 20.5 points on .587 field goal shooting. In the team's losses, he is averaging 13.2 points on .363 shooting. Last year he averaged 15.4 points in wins and 7.4 points in defeat.

► Oklahoma ranks No. 2 in the Big 12 and No. 31 nationally (out of 338 teams) with its 13.6 offensive rebounds per game. OU boasts a 366-290 offensive rebounding advantage on the year. Only two opponents in the last 11 games have outscored the Sooners in second-chance points.

Stats Comparison



CATEGORY	OU	BU
Overall Record	14-13	23-5
Points Per Game	70.4	74.6
Opp. Points Per Game	68.8	63.7
Rebounds Per Game	37.5	36.5
Rebounding Margin	+4.1	+5.2
Field Goal Pct.	.436	.475
Opp. Field Goal Pct.	.432	.408
3-Point Pct.	.366	.392
Opp. 3-Point Pct.	.343	.340
Free Throw Pct.	.723	.744
Personal Fouls Per Game	17.6	17.2
Assists Per Game	14.3	15.3
Turnovers Per Game	12.8	14.3
Blocked Shots Per Game	3.2	5.1
Steals Per Game	6.4	8.0



► Steven Pledger

OKLAHOMA NUMERICAL ROSTER

No.	Name	Position	Height	Weight	Class	Hometown (Last School)
1	Sam Grooms	G	6-1	203	Jr.	Greensboro, N.C. (Chipola College [Fla.])
2	Steven Pledger**	G	6-4	222	Jr.	Chesapeake, Va. (Atlantic Shores Christian School)
3	T.J. Franklin	G	5-11	175	Sr.	Fort Worth, Texas (North Crowley HS)
4	Andrew Fitzgerald**	F	6-8	247	Jr.	Baltimore Md. (Brewster Academy [N.H.])
5	C.J. Washington*	F	6-7	230	Sr.	Stringtown, Okla. (Connors State JC)
12	Jarrod Kruger#	G	6-1	174	So.	Topeka, Kan. (Kansas State University)
13	James Frascilla	G	5-10	142	Fr.	Dallas, Texas (Highland Park HS)
14	Carl Blair*	G	6-2	205	Jr.	Houston, Texas (University of New Orleans)
15	Tyler Neal*	F	6-7	227	So.	Oklahoma City, Okla. (Putnam City West HS)
21	Cameron Clark*	G	6-6	198	So.	Sherman, Texas (Sherman HS)
22	Amath M'Baye#	F	6-9	214	Jr.	Bordeaux, France (University of Wyoming)
24	Romero Osby	F	6-8	232	Jr.	Meridian, Miss. (Mississippi State University)
31	Barry Honoré*	F	6-7	270	Sr.	Garland, Texas (Southern University)
32	Casey Arent	C	6-10	227	Jr.	Penryn, Calif. (Sierra College)

* Letters earned at Oklahoma #Sitting out 2011-12 season

2011-12 Big 12 Standings

Through Friday, Feb. 24

Team	Big 12			Overall		
	W	L	Pct.	W	L	Pct.
Kansas	13	2	.867	23	5	.821
Missouri	12	3	.800	25	3	.893
Baylor	10	5	.667	23	5	.821
Iowa State	10	5	.667	20	8	.714
Kansas State	8	7	.533	19	8	.704
Texas	7	8	.467	17	11	.607
Oklahoma State	6	9	.400	13	15	.464
Oklahoma	4	11	.267	14	13	.519
Texas A&M	4	11	.267	13	14	.481
Texas Tech	1	14	.067	8	19	.296



Oklahoma Quick Facts

Official Name: University of Oklahoma

Location: Norman, Okla.

Founded: 1890

Enrollment: 30,754

Nickname: Sooners

Colors: Crimson and Cream

President: David L. Boren

Athletics Director: Joe Castiglione

Arena: Lloyd Noble Center (12,000)

First Year of Basketball: 1907-08

NCAA Tournament Appearances: 26

NIT Appearances: 7

All-Time Record: 1,539-991 (.608)

Regular Season Conference Championships: 14 (1928, 1929, 1939, 1940, 1942, 1944, 1947, 1949, 1979, 1984, 1985, 1988, 1989, 2005)

Conference Tournament Championships: 7 (1979, 1985, 1988, 1990, 2001, 2002, 2003)

Head Coach: Lon Kruger (Kansas State '75)

Career Record: 493-317 (26th year)

Oklahoma Record: 14-13 (first year)

NCAA Appearances: 13 (most recent 2011)

NIT Appearances: 4 (most recent 2009)

Assistant Coaches: Chris Crutchfield (Nebraska-Omaha '92), Steve Henson (Kansas State '90), Lew Hill (Wichita State '88)

Director of Operations: Mike Shepherd (Kansas State '92)

Director of Student-Athlete Performance: Jozsef Szendrei (Oklahoma '03)

Video Coordinator: Scott Thompson

Equipment Manager: Marco Griego

Graduate Managers: Wade Mason, Teddy Owens

Athletics Trainer: Alex Brown

Team Physician: Dr. Brock Schnebel

Official Website: SoonerSports.com

FITZGERALD, HONORÉ, NEAL EARN ACADEMIC ALL-BIG 12 HONORS

Forwards **Andrew Fitzgerald**, **Barry Honoré** and **Tyler Neal** were each named to the Academic All-Big 12 Men's Basketball Team Feb. 16 as members of the second team. They were among 20 league honorees (11 first-team, nine second-team). It was the first such honor for each of the three.

PLEDGER AMONG BIG 12'S OFFENSIVE LEADERS

► After averaging 8.6 points and shooting .386 from the field and .345 from 3-point range over his first two seasons, junior guard **Steven Pledger** is averaging 16.8 points this year while shooting .471 from the field and .429 from long distance. Pledger ranks third in the Big 12 in 3-pointers per game (2.6), fourth in scoring, sixth in field goal percentage and 3-point field goal percentage, and eighth in free throw percentage (.827).

► The Dec. 19 and Jan. 30 Big 12 Player of the Week, Pledger has scored in double figures in 23 of his 26 outings. He has scored at least 20 points seven times after doing it three times all of last year, and has netted at least 15 points on 10 other occasions.

► Pledger has already made 40 more field goals (152) in 26 games this year than he did in 32 games last season (112). He has played 143 fewer minutes this season than last.

► Pledger needs just 27 points to become the 38th player in OU history to score 1,000 in a career. Only 28 players in school history reached 1,000 points prior to their fourth playing year. He already ranks sixth at OU in career 3-point makes with 173.

MORE INDIVIDUAL NOTES

► Sophomore guard **Cameron Clark** has had his three best offensive performances in Big 12 play the last three games, registering 13 points versus Texas Feb. 14, 16 points (his most in 19 games) at Iowa State last Saturday and 14 points against Oklahoma State on Wednesday. Clark, who had been held to single-digit scoring in nine of OU's first 12 league games, is averaging 14.3 points on 20-for-35 (.571) shooting the last three outings. He is also averaging 5.3 rebounds during the stretch. A starter in 56 of his 59 career games, Clark is averaging 8.4 points on .410 shooting this season after averaging 9.3 points on .474 shooting last year.

► Junior point guard **Sam Grooms** leads the Big 12 in assists (6.1 apg) and assist-to-turnover ratio (3.1; ranks fifth nationally). Only one other player in the Big 12 owns an assist-to-turnover ratio greater than 2.0 (Missouri's **Phil Pressey**; 2.4). Grooms has been on a tear of late, averaging 7.5 assists and just 1.8 turnovers (4.2 ratio) over the last 10 games. He has recorded at least five assists and no more than three turnovers in all 10 of those outings. Grooms, who has also scored in double figures three times over the last five games (he was held to single digits in his previous 10 games), has registered two or fewer turnovers 18 times in 27 contests, including nine of the last 11 outings. Only one Sooner in the last 15 years averaged more assists for an entire season than Grooms' current 6.1 average (6.9 by **Terrell Everett** in 2005-06).

► Junior forward **Romero Osby** ranks second in the Big 12 with his 2.8 offensive rebounds per game and ranks third with his 7.7 overall boards per outing. He also ranks third with seven double-doubles. He has recorded at least 10 rebounds on nine occasions this year (his career high entering the season was eight rebounds). Osby, who is coming off a 16-point, 13-rebound effort against Oklahoma State, is averaging 14.5 points over the last 13 games and has scored at least nine points in all 13 (including a career-high 19 points at No. 8 Kansas on Feb. 1). His scoring surge can be partially attributed to his ability to get to the free throw line. Osby has 73 free throw attempts over the last 13 games (5.6 average), more than twice as many as the next highest total on the team during the span (35 attempts by **Steven Pledger**).

► Junior forward **Andrew Fitzgerald** has scored in double figures in 18 of the last 22 games but not in any of the last three. After averaging 14.7 points on .506 shooting over a 19-game stretch, he is averaging 4.7 points on .273 (6-for-22) shooting the last three outings against Texas, Iowa State and Oklahoma State. Fitzgerald, who poured in a career-high 27 points Feb. 4 against Iowa State when he drained a career-high 11 field goals on 19 attempts, ranks second on the team in scoring (12.4 ppg) and rebounding (4.9 rpg). He has more offensive boards (67) than defensive (64).

CLEANING THE GLASS

► Oklahoma ranks second in the Big 12 and 41st nationally in rebounds per game (37.5). It also ranks No. 2 in the league and No. 31 nationally with its 13.6 offensive rebounds per game, and No. 4 in the conference in offensive rebounding percentage at .374.

► OU has been outrebounded just nine times in 27 games, but eight of those occasions have taken place in 15 Big 12 outings.

► Oklahoma's top two rebounding totals of the 16-year Big 12 era have been recorded this year (63 vs. South Carolina State and 61 vs. Coppin State). They are the two highest totals among Big 12 teams on the season.

► The Sooners are averaging 5.1 more offensive rebounds per game this year than they did last season (13.6 to 8.5).

PREVIEWING BAYLOR

► Since posting a 17-0 record to start the season and climbing to No. 3 in the national polls (both school bests), No. 13/14 Baylor is 6-5 in its last 11 games with losses in three of its last five outings. The Bears, who are 4-3 in conference home games, are coming off a 77-72 road win over Texas on Monday in which they were outshot .481 to .400. Two of their home defeats came by one point (Missouri and Kansas State) while the other was by 14 (Kansas).

► One of the top offensive teams in the league, Baylor ranks third in points per game (74.6), third in field goal percentage (.475), first in

Sam Grooms' Assists and Turnovers in Big 12 Play

Opponent	A	TO
at Missouri	7	2
Kansas	5	1
at Oklahoma State	0	3
Kansas State	9	3
Texas Tech	4	1
at Texas A&M	7	1
Baylor	7	0
at Kansas State	7	1
at Kansas	6	2
Iowa State	9	2
Missouri	10	2
at Texas Tech	8	2
Texas	10	3
at Iowa State	5	2
Oklahoma State	6	3
Totals	100	28

AP Top 25 Poll**February 20**

School	Record
1. Kentucky (63)	26-1
2. Syracuse (2)	27-1
3. Missouri	25-2
4. Kansas	22-5
5. Duke	23-4
6. Michigan State	22-5
7. North Carolina	23-4
8. Ohio State	22-5
9. Georgetown	20-5
10. Marquette	22-5
11. Michigan	20-7
12. Florida	21-6
13. Baylor	22-5
14. Murray State	26-1
15. Florida State	19-7
16. Wisconsin	20-7
17. Louisville	21-6
18. New Mexico	22-4
19. Wichita State	24-4
20. Notre Dame	19-8
21. UNLV	22-6
22. Temple	21-5
23. Indiana	20-7
24. San Diego State	20-6
25. Virginia	20-6

ESPN/USA Today Top 25 Poll**February 20**

School	Record
1. Kentucky (31)	26-1
2. Syracuse	27-1
3. Missouri	25-2
4. Duke	23-4
5. Kansas	22-5
6. Michigan State	22-5
7. North Carolina	23-4
8. Georgetown	20-5
9. Ohio State	22-5
10. Marquette	22-5
11. Florida	21-6
12. Murray State	26-1
13. Michigan	20-7
14. Baylor	22-5
15. Wisconsin	20-7
16. Florida State	19-7
17. Louisville	21-6
18. Notre Dame	19-8
19. Wichita State	24-4
20. UNLV	22-6
21. New Mexico	22-4
22. Temple	21-5
23. Saint Mary's	23-5
24. Indiana	20-7
25. San Diego State	20-6

OU opponents and potential opponents in **bold**

3-point field goal percentage (.392) and third in free throw percentage (.744). On the other end of the floor, the Bears rank second in the league in blocked shots (5.1 per game) and steals (8.0 per contest).

► Sophomore forward **Perry Jones III** leads four Baylor players averaging double figures in points. He averages 13.3 points and a team-high-tying 7.2 rebounds per game, and is shooting .500 from the field. Over the last five games, however, the Preseason Big 12 Player of the Year has been held to an average of 8.2 points (on .302 shooting) and 4.8 rebounds.

► Junior guard **Pierre Jackson**, last season's national junior college player of the year, averages 12.5 points per outing and ranks second in the Big 12 with his 5.9 assists and 1.7 steals a contest. He is coming off a 25-point outing at Texas and has canned 48 treys on the year (shooting .436 from deep).

► Senior forward **Quincy Acy** is coming off a 22-point, career-high 16-rebound effort against Texas. On the year, Acy is averaging 12.5 points, 7.3 boards and a team-high 2.1 blocked shots (ranks third in Big 12). He is shooting a team-best .582 from the field.

► **Scott Drew** is in his ninth year as Baylor's head coach and owns a 150-121 (.554) record at the school.

OU-BAYLOR SERIES HISTORY

Oklahoma owns a 37-9 series advantage against Baylor and has won 32 of the last 36 meetings (included a streak of 30 straight wins that was snapped two years ago). The Sooners possess a 16-4 series lead in games played in Waco, but have lost two straight there after 16 consecutive wins. OU is 28-4 against the Bears since the inception of the Big 12 Conference (13-2 at the Ferrell Center).

JAN. 24 VS. THE BEARS (BOX SCORE ON PAGE 13 OF THESE NOTES)

► Oklahoma trailed No. 6 Baylor by just two, 62-60, but was outscored 13-5 over the final four minutes of a 77-65 home loss on Jan. 24. The Bears shot .540 from the field, .500 (9-for-18) from 3-point range and .824 (14-for-17) from the free throw line.

► Baylor shot .640 from the field after halftime (16-for-25) and hit four of its five field goal attempts during its 13-5 game-ending run.

► Baylor's win was just its fourth ever in Norman (against 18 losses) and just its second ever at Lloyd Noble Center (against 16 defeats).

► Guard **Steven Pledger** led OU in scoring, finishing with 17 points on 7-for-15 field goal and 3-for-9 3-point shooting. He added six rebounds and four assists.

► Forward **Romero Osby** finished with 16 points and a team-high 11 rebounds for his sixth double-double of the year. He added a pair of blocked shots and took three charges. Forward **Andrew Fitzgerald** scored in double figures for the 14th straight game, finishing with 13 points on 6-for-14 shooting. Guard **Sam Grooms** tallied seven points and seven assists without registering a turnover.

WEDNESDAY'S OKLAHOMA STATE RECAP (BOX SCORE ON PAGE 12 OF THESE NOTES)

► Oklahoma snapped a six-game losing streak and posted its eighth straight home win in the Bedlam series with a 77-64 victory over Oklahoma State. It was OU's largest margin of victory over OSU since the 2002-03 season.

► OU held a 30-12 halftime lead, limiting the Cowboys to just four field goals on 34 possessions. OSU was 4-for-24 from the field in the first half and 1-for-7 from 3-point range. The second half told a different story, as OSU scored 52 points on .500 field goal and .500 3-point (12-for-24) 3-point shooting.

► OSU's 12 points in the first 20 minutes marked the program's fewest ever in a half of Big 12 play. Its previous low was 16 in the first half of a 1999 game against the Sooners.

► Oklahoma State used a 27-12 run over the first seven minutes of the second half to cut OU's 18-point halftime lead to three (42-39). The Sooners responded with a 16-3 run over the next five minutes to go back up by 16 (58-42). OU stretched its advantage to 20 before settling for the 13-point win.

► Guard **Steven Pledger** (6-for-8 field goal, 3-for-4 3-point shooting) led OU with 17 points and was joined in double figures by **Romero Osby** (16 to go along with 13 rebounds), **Cameron Clark** (14) and **Sam Grooms** (10).

QUANTIFYING OU'S BASKETBALL TRADITION

► This is the 105th season of Oklahoma varsity basketball (the program's first game was Nov. 26, 1907).

► OU owns a 1,539-991 (.608) all-time record, ranking it 30th in NCAA Division I history in wins and 41st in winning percentage.

► Oklahoma has participated in four NCAA Final Fours (1939, 1947, 1988 and 2002) and in two NCAA championship games (it lost to Holy Cross in 1947 and to Kansas in 1988).

► OU has made 26 NCAA Tournament appearances and seven postseason NIT showings. It has made 22 NCAA Tournament appearances over the last 29 years.

► Oklahoma has made 27 postseason appearances over the last 30 years (22 NCAA Tournaments and five NITs).

► The Sooners have won 14 regular season conference championships (most recently in 2005) and seven conference tournament titles (including the 2001, 2002 and 2003 Big 12 crowns).

► The Sooners posted the eighth best NCAA Division I winning percentage (.731) in the 1980s and the eighth best (.738) in the 2000s.

► Twenty different Sooners have earned All-America honors a total of 30 times. They have earned consensus first-team All-America acclaim nine times and consensus second-team honors on four occasions.

► **Wayman Tisdale** was a three-time consensus first-team All-American during his three seasons at OU (1983-85).

► Oklahoma players have earned first-team all-conference accolades a total of 73 times.

► The Sooners own a winning record against eight of the other nine members of the Big 12 Conference (Kansas is the only league program with a series lead against OU).

► OU has played its home games in four different venues: the OU Gymnasium (1907-1919), the R.O.T.C. Armory (1919-1928), the OU Field House (1928-75) and Lloyd Noble Center (1975-present).

PLAYER NOTES

1 SAM GROOMS (6-1, 203, JUNIOR, GUARD)

- ▶ Point guard who is averaging 6.7 points, 2.9 boards and 6.1 assists in 31.6 minutes a contest.
- ▶ Leads Big 12 in assists (6.1) and assist-to-turnover ratio (3.1; ranks fifth nationally).
- ▶ Has led OU in assists in each of the last 12 games and in 21 of 27 overall.
- ▶ Averaging 7.5 assists and just 1.8 turnovers over the last 10 games (4.3 ratio).
- ▶ Has recorded two or fewer turnovers 18 times in 27 games (nine of last 11 outings).
- ▶ Has scored in double figures in three of last five games (single digits previous 10 outings).
- ▶ Rated as nation's third-best junior college player in 2010-11 by JucoRecruiting.com.

2 STEVEN PLEDGER (6-4, 222, JUNIOR, GUARD)

- ▶ The Dec. 19 and Jan. 30 Big 12 Player of the Week.
- ▶ Averaging 16.8 points (ranks No. 4 Big 12), 4.1 rebounds and 1.6 assists in 32.6 minutes.
- ▶ Ranks sixth in Big 12 with his .429 3-point percentage and third with his 2.6 treys/game.
- ▶ Has drained at least three 3-pointers in 16 of his 26 games.
- ▶ Had made 44 of his last 46 FT attempts (.957) before going 6-for-13 the last five games.
- ▶ Averaging 20.5 points (.587 FG%) in team's wins and 13.2 (.363) in losses.
- ▶ Has seven games of at least 20 points this year (had three all of last season).
- ▶ Has 40 more field goals this year in six fewer games than last season.
- ▶ Ranks sixth in OU history with 173 3-point field goals (needs 8 to tie for fifth place).
- ▶ Needs 27 points to become 38th player in school history to reach 1,000 in a career.
- ▶ Recorded a 30-point game at Kansas State Jan. 28 (third highest career total).
- ▶ Notched first career double-double vs. Houston on Dec. 17 (31 points, 10 rebounds).
- ▶ Scored a career-high 38 points (career highs of 12 field goals, 7 treys and 7 free throw makes) in overtime win at Iowa State last season (scored 17 of team's final 21 points).

3 T.J. FRANKLIN (5-11, 175, SENIOR, GUARD)

- ▶ Averaging 2.5 minutes in his 14 games this year (has 7 points and 3 assists).
- ▶ Made his first career 3-pointer in Feb. 11 loss at Texas Tech.
- ▶ A walk-on point guard who is the only fourth-year player on team.
- ▶ Played a total of 16 minutes last year (12 games) and scored four points.
- ▶ Helped North Crowley HS (Fort Worth, Texas) to 38-1 record and 2008 Class 5A state title.
- ▶ Voted by teammates as squad's hardest worker, best leader by example, most impressive in the weight room, fastest from baseline to baseline and best video game player.
- ▶ An information studies major at OU who graduated No. 7 in his high school class.

4 ANDREW FITZGERALD (6-8, 247, JUNIOR, FORWARD)

- ▶ Averaging 12.4 points and 4.9 rebounds (ranks second on team in both categories).
- ▶ Turned in a career-high 27-point outing vs. Iowa State Feb. 4 (11-for-19 shooting).
- ▶ Has scored in double figures in 18 of last 22 games but not in any of the last three.
- ▶ Averaged just 4.7 points on 6-for-22 shooting over the last three outings.
- ▶ Has started 60 consecutive games.
- ▶ OU's leading returning scorer (12.6) and rebounder (5.0) from last season. Also led team with his 21 blocked shots and 34 steals in an average of 30.8 minutes per game as a sophomore.
- ▶ An honorable mention All-Big 12 selection last season.
- ▶ Started all 32 games last year and scored at least 10 points 22 times (at least 20 four times).
- ▶ Arrived at OU in summer 2009 weighing 273 pounds but entered 2011-12 season at 247.

5 C.J. WASHINGTON (6-7, 230, SENIOR, FORWARD)

- ▶ Averaging 2.0 points and 3.4 rebounds in 11.2 minutes a game (DNP in season opener).
- ▶ Coming off a 4-point, 8-rebound, 2-block, 2-steal game vs. OSU in 22 minutes.
- ▶ Leads team in rebounds per minute (40-minute projection is 12.2 boards).
- ▶ Seven of his career-high 12 boards (in 13 min.) against South Carolina State were offensive.
- ▶ Handed out 3 assists vs. Coppin State in his first game of year (recorded 2 all of last season).
- ▶ A first-team junior college All-American at Connors State College (Warner, Okla.) in 2009-10 when he averaged 19.3 points, a school-record 13.0 rebounds and 1.8 block per game.
- ▶ Named the 2010 Region II Junior College Player of the Year and Region II Tournament MVP.
- ▶ Recorded 25 double-doubles in his 32 games (including a stretch of 14 straight).

13 JAMES FRASCHILLA (5-10, 142, FRESHMAN, GUARD)

- ▶ A walk-on point guard from Dallas who has 3 points in his 10 appearances (12 minutes).
- ▶ Helped Highland Park HS to a 22-8 record last year and a District 10-4A championship.
- ▶ Averaged 5.9 points, 5.0 assists and 2.7 steals as a senior to earn all-district honors.
- ▶ Voted by teammates as the Sooner who would make the best college head coach.
- ▶ Son of ESPN analyst and former college head coach Fran Fraschilla.

14 CARL BLAIR (6-2, 205, JUNIOR, GUARD)

- ▶ Averaging 3.8 points and 2.7 assists in 15.8 minutes a game.
- ▶ Scored 12 points in 13 min. Saturday at ISU after averaging 1.6 points previous nine games.
- ▶ Ranks 11th in the Big 12 (league games) with his 1.3 steals per contest.
- ▶ Set OU personal career highs with 20 points, 10 rebounds and 5 steals off bench Jan. 9 at OSU.
- ▶ Started year 12-for-28 (.429) from 3-point range but has gone 3-for-23 (.130) since.
- ▶ Played in 30 of team's 32 games last year and made 25 starts (including final 22 contests).
- ▶ Averaged 7.5 points and team-high 4.7 assists in 27.6 minutes a game.
- ▶ Transfer from New Orleans who averaged 9.2 points, 4.4 rebounds and 3.7 assists in 2009-10.
- ▶ Recorded triple-double at New Orleans (13 points, 10 rebounds and 11 assists).

15 TYLER NEAL (6-7, 227, SOPHOMORE, FORWARD)

- ▶ Has come off the bench to average 4.4 points and 2.6 boards in 13.5 minutes an outing.
- ▶ Shooting .367 (22-for-60) from 3-point range and .786 (22-for-28) from free throw line.
- ▶ Averaging 9.0 points last three games after averaging 1.1 points in previous 12 Big 12 games.
- ▶ Is 6-for-13 (.461) from 3-point range last three games (was 1-for-10 first 12 Big 12 games).
- ▶ Recorded a career-high 18-point game vs. Arkansas Dec. 10 (career highs of 4 treys, 4 assists).
- ▶ Played in 26 of team's 32 games last year as a freshman and made six starts.
- ▶ Averaged 4.2 points and 2.3 rebounds in 12.5 minutes a game.
- ▶ Earned state-player-of-the-year honors from Gatorade, the Oklahoma Coaches Association and The Oklahoman as a high school senior at Putnam City West.

21 CAMERON CLARK (6-6, 198, SOPHOMORE, GUARD)

- ▶ Coming off a 14-point, 5-rebound effort Wednesday vs. Oklahoma State.
- ▶ Averaging 14.3 points the last three games after averaging 5.7 the previous five.
- ▶ Has as many field goals (20) the last three games as he had the previous eight outings.
- ▶ Held scoreless vs. Arkansas (Dec. 10), at Cincinnati (Dec. 29) and vs. Missouri (Feb. 6).
- ▶ Has started 56 of his 59 career games.
- ▶ Ranked fourth on team in scoring (9.3 ppg) last year and third in rebounding (4.5 rpg).
- ▶ Ranked eighth in Big 12 (second among freshmen) with his 33.6 minutes per game.
- ▶ Averaged 13.1 points in wins and 6.3 points in losses.
- ▶ Played at least 40 minutes on seven occasions.
- ▶ Ranked No. 32 as a high school senior by ESPN, No. 34 by Rivals.com and No. 39 by Scout.com.

24 ROMERO OSBY (6-8, 232, JUNIOR, FORWARD)

- ▶ Averaging 12.3 points and team-high 7.7 rebounds in 29.9 minutes a game.
- ▶ Has scored at least 15 points in eight of last 13 outings.
- ▶ Averaging 14.5 points over the last 13 games.
- ▶ Ranks third in Big 12 in rebounding and second in offensive rebounding (2.8 per game).
- ▶ Ranks third in Big 12 with seven double-doubles.
- ▶ Has grabbed 10-plus rebounds in nine of 27 outings.
- ▶ Has recorded 33 of team's 60 dunks on the year (55 percent).
- ▶ His 18 rebounds vs. S.C. State Dec. 21 tied as most by a Sooner in three seasons.
- ▶ Sat out last season after transferring from Mississippi State University.
- ▶ Averaged 4.2 points and 2.6 rebounds in 12.8 minutes a game during his two seasons at MSU.
- ▶ Rated No. 57 nationally by Rivals.com and No. 70 by Scout.com out of high school.

31 BARRY HONORÉ (6-7, 270, SENIOR, FORWARD)

- ▶ Averaging 0.7 points, 0.9 rebounds and 0.4 blocks in 4.5 minutes over his 22 games.
- ▶ Recorded OU career highs of 4 points, 4 boards and 2 assists Dec. 31 vs. Northwestern State.
- ▶ A walk-on who transferred from Southern University and is one of three seniors on the team.
- ▶ Averaged 1.2 points and 1.0 rebound in 5.7 minutes a game last year (shot .632 from field).
- ▶ Named 2008 Southwestern Athletic Conference Freshman of the Year after averaging 8.8 points and 5.1 rebounds a game at Southern.
- ▶ Started 54 of his 60 games during his two-year career at Southern.

32 CASEY ARENT (6-10, 227, JUNIOR, CENTER)

- ▶ Averaging 1.2 points and 1.9 boards in 6.5 minutes per outing (has played in 22 of 27 games).
- ▶ Has 19 offensive rebounds and 23 defensive boards.
- ▶ Turned in a 4-point, 4-rebound game (8 minutes) Jan. 21 at Texas A&M.
- ▶ Rated as the nation's 22nd-best juco player last year by JucoRecruiting.com.
- ▶ Earned first-team All-Big 8 and first-team all-state honors as a sophomore last year at Sierra College in Rocklin, Calif.
- ▶ Averaged 19.1 points and 11.4 rebounds per game last season (17 double-doubles).

SEASON STATISTICS

#	Player	gp-gs	min	avg	Total		3-Point		F-Throw		Rebounds				pf	dq	a	to	blk	stl	pts	avg
					fg-fga	fg%	3fg-fga	3fg%	ft-fa	ft%	off	def	tot	avg								
02	Pledger, Steven	26-26	848	32.6	152-323	.471	67-156	.429	67-81	.827	37	69	106	4.1	63	1	41	50	6	27	438	16.8
11	Newell, Calvin	5-0	98	19.6	25-51	.490	10-26	.385	5-7	.714	3	5	8	1.6	4	0	4	4	0	3	65	13.0
04	Fitzgerald, Andrew	27-27	746	27.6	143-301	.475	0-0	.000	50-69	.725	67	64	131	4.9	83	2	15	37	14	16	336	12.4
24	Osby, Romero	27-27	807	29.9	122-257	.475	6-15	.400	82-116	.707	76	132	208	7.7	66	2	26	47	28	18	332	12.3
21	Clark, Cameron	27-24	717	26.6	91-222	.410	5-18	.278	39-59	.661	24	88	112	4.1	52	0	32	42	10	21	226	8.4
01	Grooms, Sam	27-27	852	31.6	64-182	.352	7-34	.206	46-73	.630	16	62	78	2.9	49	0	165	54	2	25	181	6.7
15	Neal, Tyler	27-0	365	13.5	37-88	.420	22-60	.367	22-28	.786	16	53	69	2.6	38	1	17	30	4	12	118	4.4
14	Blair, Carl	27-4	426	15.8	26-86	.302	15-51	.294	35-44	.795	12	51	63	2.3	42	0	72	51	2	31	102	3.8
05	Washington, C.J.	26-0	291	11.2	22-47	.468	0-0	.000	8-12	.667	33	56	89	3.4	35	0	7	5	11	11	52	2.0
32	Arent, Casey	22-0	143	6.5	11-29	.379	0-0	.000	4-4	1.000	19	23	42	1.9	28	0	1	15	2	6	26	1.2
31	Honore, Barry	19-0	85	4.5	5-12	.417	0-0	.000	4-7	.571	13	4	17	0.9	7	0	2	5	8	0	14	0.7
03	Franklin, T.J.	14-0	35	2.5	3-10	.300	1-3	.333	0-0	.000	1	5	6	0.4	4	0	3	4	0	2	7	0.5
13	Fraschilla, James	10-0	12	1.2	1-2	.500	0-0	.000	1-2	.500	1	0	1	0.1	3	0	0	0	0	0	3	0.3
Team											48	35	83		1		1					
Total.....		27	5425		702-1610	.436	133-363	.366	363-502	.723	366	647	1013	37.5	475	6	385	345	87	172	1900	70.4
Opponents.....		27	5425		653-1512	.432	203-591	.343	348-490	.710	290	613	903	33.4	477	12	392	375	79	163	1857	68.8

TEAM STATISTICS			OU	OPP	Date	Opponent	Score	Att.
SCORING			1900	1857	11/11/11	IDAHO STATE	w 78-74	7622
Points per game			70.4	68.8	11/18/11	COPPIN STATE	w 92-65	7460
Scoring margin			+1.6	-	# 11/24/11	vs Washington State	w 74-59	1457
FIELD GOALS-ATT			702-1610	653-1512	# 11/25/11	vs Santa Clara	w 85-73	1777
Field goal pct			.436	.432	# 11/27/11	vs Saint Louis	L 63-83	2637
3 POINT FG-ATT			133-363	203-591	12/02/11	SACRAMENTO STATE	w 82-53	7460
3-point FG pct			.366	.343	12/08/11	ORAL ROBERTS	w 73-59	7699
3-pt FG made per game			4.9	7.5	12/10/11	ARKANSAS	w 78-63	9077
FREE THROWS-ATT			363-502	348-490	\$ 12/17/11	vs Houston	w 79-74	5303
Free throw pct			.723	.710	12/21/11	SOUTH CAROLINA STATE	w 83-48	8136
F-Throws made per game			13.4	12.9	% 12/29/11	vs Cincinnati	L 55-56	4439
REBOUNDS			1013	903	12/31/11	NORTHWESTERN STATE	w 83-63	8532
Rebounds per game			37.5	33.4	* 01/03/12	at Missouri	L 49-87	15061
Rebounding margin			+4.1	-	* 01/07/12	KANSAS	L 61-72	11268
ASSISTS			385	392	* 01/09/12	at Oklahoma State	L 65-72	9478
Assists per game			14.3	14.5	* 01/14/12	KANSAS STATE	w 82-73	8812
TURNOVERS			345	375	* 01/17/12	TEXAS TECH	w 64-55	7786
Turnovers per game			12.8	13.9	* 01/21/12	at Texas A&M	Lot 75-81	8468
Turnover margin			+1.1	-	* 01/24/12	BAYLOR	L 65-77	8004
Assist/turnover ratio			1.1	1.0	* 01/28/12	at Kansas State	w 63-60	12528
STEALS			172	163	* 02/01/12	at Kansas	L 62-84	16300
Steals per game			6.4	6.0	* 02/04/12	IOWA STATE	L 70-77	9272
BLOCKS			87	79	* 02/06/12	MISSOURI	L 68-71	7994
Blocks per game			3.2	2.9	* 02/11/12	at Texas Tech	L 47-65	9386
ATTENDANCE			127043	101210	* 02/14/12	TEXAS	L 58-69	8528
Home games-Avg/Game			15-8470	7-12228	* 02/18/12	at Iowa State	L 69-80	14376
Neutral site-Avg/Game			-	5-3123	* 02/22/12	OKLAHOMA STATE	w 77-64	9393

Score by Periods	1st	2nd	OT	Totals
Oklahoma	901	989	10	1900
Opponents	807	1034	16	1857

76 Classic (Anaheim, Calif.)

\$ All-College Classic (Oklahoma City, Okla.)

% at U.S. Bank Arena (Cincinnati, Ohio)

* = Conference game

BIG 12 GAMES ONLY

#	Player	gp-gs	min	avg	Total		3-Point		F-Throw		Rebounds										pts	avg
					fg-fga	fg%	3fg-fga	3fg%	ft-fga	ft%	off	def	tot	avg	pf	dq	a	to	blk	stl		
02	Pledger, Steven	15-15	511	34.1	81-194	.418	36-92	.391	33-41	.805	18	44	62	4.1	41	1	19	30	4	14	231	15.4
24	Osby, Romero	15-15	481	32.1	72-151	.477	4-9	.444	54-77	.701	38	65	103	6.9	46	1	15	34	16	11	202	13.5
04	Fitzgerald, Andrew	15-15	448	29.9	82-176	.466	0-0	.000	25-33	.758	37	30	67	4.5	50	2	11	26	5	8	189	12.6
21	Clark, Cameron	15-12	420	28.0	50-116	.431	0-5	.000	24-34	.706	13	55	68	4.5	28	0	13	22	2	14	124	8.3
01	Grooms, Sam	15-15	506	33.7	38-109	.349	1-12	.083	17-31	.548	9	27	36	2.4	29	0	100	28	2	13	94	6.3
14	Blair, Carl	15-3	245	16.3	17-59	.288	7-33	.212	23-26	.885	7	35	42	2.8	22	0	38	23	1	19	64	4.3
15	Neal, Tyler	15-0	154	10.3	14-35	.400	7-23	.304	5-8	.625	7	21	28	1.9	13	0	7	16	3	4	40	2.7
05	Washington, C.J.	15-0	178	11.9	8-20	.400	0-0	.000	5-8	.625	17	28	45	3.0	27	0	2	2	5	8	21	1.4
03	Franklin, T.J.	6-0	10	1.7	2-3	.667	1-1	1.000	0-0	.000	0	3	3	0.5	1	0	1	0	0	0	5	0.8
32	Arent, Casey	12-0	45	3.8	2-5	.400	0-0	.000	0-0	.000	4	7	11	0.9	10	0	0	3	0	2	4	0.3
13	Fraschilla, James	5-0	6	1.2	0-0	.000	0-0	.000	1-2	.500	0	0	0	0.0	1	0	0	0	0	0	1	0.2
31	Honore, Barry	7-0	21	3.0	0-2	.000	0-0	.000	0-1	.000	3	0	3	0.4	2	0	0	1	1	0	0	0.0
Team											20	19	39		1							
Total.....		15	3025		366-870	.421	56-175	.320	187-261	.716	173	334	507	33.8	271	4	206	185	39	93	975	65.0
Opponents.....		15	3025		380-820	.463	119-319	.373	208-286	.727	151	371	522	34.8	249	4	228	197	49	92	1087	72.5

TEAM STATISTICS	OU	OPP	Date	Opponent	Score	Att.
SCORING	975	1087	* 01/03/12	at Missouri	L 49-87	15061
Points per game	65.0	72.5	* 01/07/12	KANSAS	L 61-72	11268
Scoring margin	-7.5	-	* 01/09/12	at Oklahoma State	L 65-72	9478
FIELD GOALS-ATT	366-870	380-820	* 01/14/12	KANSAS STATE	W 82-73	8812
Field goal pct	.421	.463	* 01/17/12	TEXAS TECH	W 64-55	7786
3 POINT FG-ATT	56-175	119-319	* 01/21/12	at Texas A&M	Lot 75-81	8468
3-point FG pct	.320	.373	* 01/24/12	BAYLOR	L 65-77	8004
3-pt FG made per game	3.7	7.9	* 01/28/12	at Kansas State	W 63-60	12528
FREE THROWS-ATT	187-261	208-286	* 02/01/12	at Kansas	L 62-84	16300
Free throw pct	.716	.727	* 02/04/12	IOWA STATE	L 70-77	9272
F-Throws made per game	12.5	13.9	* 02/06/12	MISSOURI	L 68-71	7994
REBOUNDS	507	522	* 02/11/12	at Texas Tech	L 47-65	9386
Rebounds per game	33.8	34.8	* 02/14/12	TEXAS	L 58-69	8528
Rebounding margin	-1.0	-	* 02/18/12	at Iowa State	L 69-80	14376
ASSISTS	206	228	* 02/22/12	OKLAHOMA STATE	W 77-64	9393
Assists per game	13.7	15.2				
TURNOVERS	185	197				
Turnovers per game	12.3	13.1				
Turnover margin	+0.8	-				
Assist/turnover ratio	1.1	1.2				
STEALS	93	92				
Steals per game	6.2	6.1				
BLOCKS	39	49				
Blocks per game	2.6	3.3				
ATTENDANCE	71057	85597				
Home games-Avg/Game	8-8882	7-12228				
Neutral site-Avg/Game	-	0-0				

Score by Periods	1st	2nd	OT	Totals
Oklahoma	459	506	10	975
Opponents	469	602	16	1087

SEASON RESULTS

Date	Opponent	Score	W/L	Attend.	Points Leader	Rebounds Leader	Assists Leader
11/11	Idaho State	78-74	W	7,622	Newell 19	Osby 10	Grooms 8
11/18	Coppin State	92-65	W	7,460	Pledger 20	Osby 10	Blair, Clark 4
11/24	vs. Washington State #	74-59	W	1,457	Newell 18	Fitzgerald 7	Grooms 10
11/25	vs. Santa Clara #	85-73	W	1,777	Pledger 26	Fitzgerald 13	Grooms 6
11/27	vs. Saint Louis #	63-83	L	2,637	Clark, Osby 14	Clark, Osby 6	Pledger 2
12/2	Sacramento State	82-53	W	7,460	Clark 18	Blair 5	Pledger 5
12/8	Oral Roberts	73-59	W	7,699	Pledger 17	Clark 8	Grooms 5
12/10	Arkansas	78-36	W	9,077	Pledger 22	Fitzgerald 8	Neal 4
12/17	vs. Houston \$	79-74	W	5,303	Pledger 31	Osby, Pledger 10	Grooms 8
12/21	South Carolina State	83-48	W	8,136	Pledger 22	Osby 18	Grooms 6
12/29	at Cincinnati %	55-56	L	4,439	Fitzgerald 18	Osby 12	Grooms 9
12/31	Northwestern State	83-63	W	8,532	Osby, Pledger 18	Clark 9	Blair 6
1/3	at Missouri (7)	49-87	L	15,061	Fitzgerald 18	Fitzgerald 6	Grooms 7
1/7	Kansas (14)	61-72	L	11,268	Pledger 14	Osby 9	Grooms 5
1/9	at Oklahoma State	65-72	L	9,478	Blair 20	Blair, Osby 10	Clark 3
1/14	Kansas State (18)	82-73	W	8,812	Fitzgerald 21	Osby, Pledger 6	Grooms 9
1/17	Texas Tech	64-55	W	7,786	Pledger 17	Osby 8	Blair, Grooms 4
1/21	at Texas A&M	75-81	L (OT)	8,468	Osby 18	Fitzgerald 7	Grooms 7
1/24	Baylor (6)	65-77	L	8,004	Pledger 17	Osby 11	Grooms 7
1/28	at Kansas State (22)	63-60	W	12,528	Pledger 30	Clark 6	Grooms 7
2/1	at Kansas (8)	62-84	L	16,300	Osby 19	Osby 7	Grooms 6
2/4	Iowa State	70-77	L	9,272	Fitzgerald 27	Clark 11	Grooms 9
2/6	Missouri (4)	68-71	L	7,994	Pledger 22	Washington 7	Grooms 10
2/11	at Texas Tech	47-65	L	9,386	Fitzgerald 14	Osby 8	Grooms 8
2/14	Texas	58-69	L	8,528	Pledger 18	Clark 7	Grooms 10
2/18	at Iowa State	69-80	L	14,376	Clark 16	Fitzgerald 8	Grooms 5
2/22	Oklahoma State	77-64	W	9,393	Pledger 17	Osby 13	Grooms 6
2/25	at Baylor (13)						
2/29	at Texas						
3/3	Texas A&M						

Associated Press rankings in parentheses

76 Classic (Anaheim, Calif.)

\$ All-College Classic (Oklahoma City, Okla.)

% at U.S. Bank Arena

Record Summary	Overall	Home	Away	Neutral
All Games	14-13	10-5	1-7	3-1
Big 12 Games	4-11	3-5	1-6	0-0
Non-Conference Games	10-2	7-0	0-1	3-1

POINTS-REBOUNDS-ASSISTS

Date	Opponent	1 GROOMS	2 PLEDGER	3 FRANKLIN	4 FTZGERLD	5 WASHGTON	11 NEWELL	13 FRASCH.	14 BLAIR	15 NEAL	21 CLARK	24 OSBY	31 HONORÉ	32 ARENT
11/11	Idaho State	<u>11-6-8</u>	DNP	0-0-0	<u>7-1-0</u>	DNP	19-2-0	DNP	<u>12-6-5</u>	4-7-1	<u>2-3-0</u>	<u>17-10-4</u>	2-0-0	4-1-0
11/18	Coppin State	<u>4-4-1</u>	<u>20-2-3</u>	0-0-0	<u>10-8-0</u>	6-8-3	14-2-1	0-0-0	6-0-4	9-3-1	<u>4-4-4</u>	<u>11-10-0</u>	2-3-0	6-9-1
11/24	vs. Washington State #	<u>9-1-10</u>	<u>14-2-0</u>	0-0-1	<u>9-7-0</u>	0-2-0	18-1-3	DNP	0-0-0	2-3-0	<u>11-2-1</u>	<u>9-6-0</u>	0-0-0	2-3-0
11/25	vs. Santa Clara #	<u>12-5-6</u>	<u>26-7-0</u>	DNP	<u>12-13-0</u>	0-4-0	8-2-0	DNP	2-0-2	3-2-0	<u>11-2-1</u>	<u>9-10-1</u>	0-0-0	2-2-0
11/27	vs. Saint Louis #	<u>0-2-1</u>	<u>11-3-2</u>	DNP	<u>4-2-0</u>	2-2-0	6-1-0	DNP	3-1-1	7-1-0	<u>14-6-1</u>	<u>14-6-0</u>	0-0-0	2-1-0
12/2	Sacramento State	<u>9-4-4</u>	<u>15-1-5</u>	2-0-1	<u>13-4-1</u>	2-1-1	**	DNP	5-5-3	8-3-1	<u>18-3-3</u>	<u>8-4-3</u>	2-1-0	0-3-0
12/8	Oral Roberts	<u>2-4-5</u>	<u>17-3-3</u>	0-0-0	<u>16-3-0</u>	8-6-1	**	0-0-0	2-0-3	5-3-1	<u>16-8-2</u>	<u>7-7-0</u>	0-0-0	0-2-0
12/10	Arkansas	<u>6-3-3</u>	<u>22-3-2</u>	0-1-0	<u>17-8-0</u>	0-2-0	**	0-0-0	3-2-2	18-5-4	<u>0-1-3</u>	<u>10-7-2</u>	2-3-0	0-0-0
12/17	vs. Houston \$	<u>10-2-8</u>	<u>31-10-0</u>	DNP	<u>10-6-2</u>	0-0-0	**	DNP	0-2-2	9-6-1	<u>14-2-0</u>	<u>5-10-0</u>	0-0-0	DNP
12/21	South Carolina State	<u>7-3-6</u>	<u>22-5-1</u>	0-1-1	<u>17-2-0</u>	5-12-0	**	2-1-0	3-2-5	3-2-1	<u>8-2-1</u>	<u>10-18-1</u>	2-2-0	4-9-0
12/29	at Cincinnati %	<u>6-5-9</u>	<u>11-6-1</u>	DNP	<u>18-9-1</u>	0-2-0	**	DNP	0-1-1	8-5-0	<u>0-2-3</u>	<u>12-12-0</u>	0-1-0	DNP
12/31	Northwestern State	<u>11-3-4</u>	<u>18-2-5</u>	0-0-0	<u>14-1-0</u>	8-5-0	**	0-0-0	2-2-6	2-1-0	<u>4-9-0</u>	<u>18-5-0</u>	4-4-2	2-1-0
1/3	at Missouri (7)	<u>4-1-7</u>	<u>11-4-0</u>	0-1-0	<u>18-6-0</u>	0-2-0	**	0-0-0	2-0-0	0-0-1	<u>8-1-3</u>	<u>6-3-1</u>	0-0-0	0-2-0
1/7	Kansas (14)	<u>4-2-5</u>	<u>14-4-0</u>	0-0-0	<u>11-7-1</u>	2-2-0	**	0-0-0	11-0-3	1-0-0	<u>9-5-1</u>	<u>9-9-0</u>	0-2-0	0-0-0
1/9	at Oklahoma State	<u>2-2-0</u>	<u>9-3-1</u>	DNP	<u>12-9-0</u>	0-0-0	**	DNP	20-10-2	0-7-0	<u>4-7-3</u>	<u>18-10-1</u>	0-0-0	0-1-0
1/14	Kansas State (18)	<u>4-3-9</u>	<u>18-6-2</u>	DNP	<u>21-3-0</u>	2-0-0	**	DNP	<u>5-3-5</u>	4-0-1	10-3-0	<u>18-6-0</u>	DNP	0-0-0
1/17	Texas Tech	<u>7-4-4</u>	<u>17-3-0</u>	DNP	<u>13-4-1</u>	0-4-0	**	DNP	<u>0-2-4</u>	2-0-0	10-3-0	<u>15-8-0</u>	0-0-0	0-1-0
1/21	at Texas A&M	<u>9-3-7</u>	<u>16-4-3</u>	DNP	<u>17-7-0</u>	4-4-0	**	DNP	<u>0-3-3</u>	0-1-0	7-3-2	<u>18-5-2</u>	DNP	4-4-0
1/24	Baylor (6)	<u>7-0-7</u>	<u>17-6-4</u>	DNP	<u>13-3-0</u>	2-2-1	**	DNP	2-1-1	0-0-1	<u>8-1-0</u>	<u>16-11-0</u>	DNP	0-0-0
1/28	at Kansas State (22)	<u>4-4-7</u>	<u>30-5-1</u>	DNP	<u>3-1-2</u>	4-3-0	**	DNP	2-2-5	0-1-0	<u>11-6-1</u>	<u>9-3-0</u>	DNP	DNP
2/1	at Kansas (8)	<u>1-2-6</u>	<u>17-2-1</u>	2-0-1	<u>14-3-0</u>	1-6-0	**	0-0-0	0-3-3	4-1-1	<u>4-5-0</u>	<u>19-7-2</u>	0-1-0	0-1-0
2/4	Iowa State	<u>4-4-9</u>	<u>14-2-0</u>	DNP	<u>27-3-2</u>	0-3-0	**	DNP	2-4-3	2-5-1	<u>4-11-0</u>	<u>17-4-1</u>	DNP	DNP
2/6	Missouri (4)	<u>17-2-10</u>	<u>22-5-1</u>	DNP	<u>12-4-1</u>	2-7-1	**	DNP	6-5-3	0-1-0	<u>0-1-0</u>	<u>9-6-2</u>	DNP	0-0-0
2/11	at Texas Tech	<u>9-1-8</u>	<u>4-6-0</u>	3-1-0	<u>14-3-0</u>	0-3-0	**	0-0-0	2-3-0	0-2-0	<u>6-6-2</u>	<u>9-8-1</u>	0-0-0	0-1-0
2/14	Texas	<u>0-3-10</u>	<u>18-5-2</u>	DNP	<u>6-0-0</u>	0-0-0	**	DNP	0-2-1	8-4-1	<u>13-7-0</u>	<u>13-5-1</u>	DNP	0-1-0
2/18	at Iowa State	<u>12-1-5</u>	<u>7-3-2</u>	0-0-0	<u>2-8-2</u>	0-1-0	**	DNP	12-2-2	10-3-0	<u>16-4-0</u>	<u>10-5-3</u>	DNP	DNP
2/22	Oklahoma State	<u>10-4-6</u>	<u>17-4-2</u>	0-1-0	<u>6-6-2</u>	4-8-0	**	1-0-0	0-2-3	9-3-1	<u>14-5-1</u>	<u>16-13-1</u>	0-0-0	0-0-0
2/25	at Baylor (13)													
2/29	at Texas													
3/3	Texas A&M													

Associated Press rankings in parentheses

76 Classic (Anaheim, Calif.)

\$ All-College Classic (Oklahoma City, Okla.)

% at U.S. Bank Arena

** Left team

MISCELLANEOUS STATS

Dunks

Romero Osby.....	33
Cameron Clark.....	17
Andrew Fitzgerald.....	3
Tyler Neal.....	2
Steven Pledger.....	2
Casey Arent.....	1
Calvin Newell.....	1
C.J. Washington.....	1

Charges Taken

Romero Osby.....	12
Andrew Fitzgerald.....	11
Tyler Neal.....	3
Steven Pledger.....	3
Casey Arent.....	2
Sam Grooms.....	2
Carl Blair.....	1
Cameron Clark.....	1
T.J. Franklin.....	1
C.J. Washington.....	1

GAME-BY-GAME TEAM STATS

	FG-A	Pct.	3FG-A	Pct.	FT-A	Pct.	O/D/T	PF	A	TO	B	S	1	2	TP
Idaho State at Oklahoma	28-60 23-63	.467 .365	7-24 8-23	.292 .348	11-17 24-33	.647 .727	12/25/37 18/23/41	30 20	22 18	20 15	0 6	7 8	34 31	40 47	74 78
Coppin State at Oklahoma	20-55 36-79	.364 .456	9-33 10-24	.273 .417	16-27 10-13	.593 .769	10/17/27 28/33/61	14 21	13 18	15 15	2 5	8 5	23 42	42 50	65 92
Oklahoma # vs. Washington State #	27-60 22-52	.450 .423	9-20 7-17	.450 .412	11-18 8-11	.611 .727	13/19/32 13/22/35	14 18	14 12	11 22	3 3	7 5	38 40	36 19	74 59
Santa Clara # vs. Oklahoma #	24-68 28-60	.353 .467	14-33 5-16	.424 .313	11-13 24-32	.846 .750	12/21/33 15/34/49	24 18	17 10	9 11	2 4	4 1	19 42	54 43	73 85
Saint Louis # vs. Oklahoma #	29-48 25-60	.604 .417	9-17 3-10	.529 .300	16-20 10-15	.800 .667	5/24/29 15/16/31	17 22	19 5	11 12	1 1	1 5	39 30	44 33	83 63
Sacramento State at Oklahoma	19-43 31-54	.442 .574	6-11 11-20	.545 .550	9-14 9-12	.643 .750	7/16/23 9/20/29	14 11	13 22	22 12	1 6	7 16	25 45	28 37	53 82
Oral Roberts at Oklahoma	22-60 27-54	.367 .500	1-15 3-7	.067 .429	14-19 16-20	.737 .800	16/15/31 14/24/38	18 19	11 15	12 15	3 3	9 7	24 34	35 39	59 73
Arkansas at Oklahoma	20-58 26-50	.345 .520	7-27 8-16	.259 .500	16-20 18-23	.800 .783	12/14/26 11/27/38	20 16	11 16	13 17	5 4	7 6	15 37	38 41	63 78
Houston \$ vs. Oklahoma \$	30-68 27-64	.441 .422	9-25 6-10	.360 .600	5-7 19-24	.714 .792	18/19/37 19/21/40	21 12	14 13	13 9	2 2	2 7	37 40	37 39	74 79
South Carolina State at Oklahoma	20-59 32-81	.339 .395	2-16 6-21	.125 .286	6-17 13-20	.353 .650	8/28/36 26/37/63	18 16	10 16	15 8	5 5	6 8	39 24	44 24	83 48
Oklahoma % at Cincinnati %	23-60 17-61	.383 .279	5-16 7-30	.313 .233	4-9 15-20	.444 .750	14/32/46 13/24/37	17 15	15 11	17 8	2 3	4 8	24 19	31 37	55 56
Northwestern State at Oklahoma	22-60 31-55	.367 .564	6-24 3-5	.250 .600	13-19 18-22	.684 .818	13/17/30 11/27/38	19 18	11 17	18 18	3 7	7 5	29 40	34 43	63 83
Oklahoma at Missouri (7)	18-54 32-54	.333 .593	3-11 12-21	.273 .571	10-10 11-14	1.000 .786	7/16/23 9/29/38	15 13	12 17	8 9	2 5	3 4	25 43	24 44	49 87
Kansas (14) at Oklahoma	29-58 19-50	.500 .380	4-19 3-9	.211 .333	10-14 20-28	.714 .714	13/21/34 15/19/34	23 13	17 10	13 17	4 3	14 7	33 34	39 27	72 61
Oklahoma at Oklahoma State	24-74 22-57	.324 .386	4-17 5-20	.235 .250	13-20 23-30	.650 .767	22/28/50 12/32/44	23 18	7 13	10 13	1 2	9 2	22 35	43 37	65 72
Kansas State (18) at Oklahoma	25-64 28-51	.391 .549	10-30 4-9	.333 .444	13-18 22-26	.722 .846	24/20/44 6/18/24	20 16	16 17	19 13	3 2	6 12	29 38	44 44	73 82
Texas Tech at Oklahoma	15-46 21-54	.326 .389	7-14 1-11	.500 .091	18-25 21-26	.720 .808	9/28/37 8/26/34	25 21	11 9	21 12	4 8	4 9	22 29	33 35	55 64
Oklahoma at Texas A&M	32-65 31-59	.492 .525	4-14 7-19	.286 .368	7-11 12-22	.636 .545	14/21/35 14/22/36	23 14	17 15	9 10	3 1	5 3	34 34	31 31	75* 81*
Baylor (6) at Oklahoma	27-50 27-58	.540 .466	9-18 3-12	.500 .250	14-17 8-11	.824 .727	10/21/31 12/15/27	11 14	14 14	12 8	4 2	4 5	35 30	42 35	77 65
Oklahoma at Kansas State (22)	22-55 21-51	.400 .412	4-9 3-17	.444 .176	15-20 15-18	.750 .833	10/19/29 11/22/33	21 20	16 11	14 20	3 3	12 4	34 28	29 32	63 60
Oklahoma at Kansas (8)	24-58 31-56	.414 .554	3-4 6-20	.750 .300	11-15 16-20	.733 .800	10/21/31 6/25/31	16 15	14 20	15 12	1 4	4 10	31 34	31 50	62 84
Iowa State at Oklahoma	25-53 27-63	.472 .429	15-30 5-14	.500 .357	12-15 11-13	.800 .846	4/25/29 12/26/38	14 15	19 16	9 10	3 2	6 4	38 36	39 34	77 70
Missouri (4) at Oklahoma	27-48 26-51	.563 .510	7-21 7-12	.333 .583	10-18 9-23	.556 .391	3/19/22 13/23/36	18 17	19 18	12 16	2 1	10 6	36 33	35 35	71 68
Oklahoma at Texas Tech	18-55 25-58	.327 .431	2-14 5-18	.143 .278	9-13 10-12	.692 .833	12/26/38 7/27/34	20 16	11 12	16 7	0 5	2 6	22 25	25 40	47 65
Texas at Oklahoma	20-52 24-58	.385 .414	5-19 5-15	.263 .333	24-29 5-8	.828 .625	14/23/37 13/20/33	10 22	10 15	11 13	3 1	8 5	28 33	41 25	69 58
Oklahoma at Iowa State	27-62 28-54	.435 .519	3-13 11-22	.231 .500	12-16 13-20	.750 .650	7/21/28 9/31/40	20 15	14 20	12 17	3 2	6 7	28 37	41 43	69 80
Oklahoma State at Oklahoma	22-60 29-62	.367 .468	13-31 5-11	.419 .455	7-14 14-21	.500 .667	6/26/32 12/35/47	17 15	14 16	12 12	4 7	4 4	12 30	52 47	64 77
Oklahoma at Baylor (13)															
Oklahoma at Texas															
Texas A&M at Oklahoma															

Associated Press rankings in parentheses

76 Classic (Anaheim, Calif.)

\$ All-College Classic (Oklahoma City, Okla.)

% at U.S. Bank Arena

* overtime game

INDIVIDUAL HIGHS

OKLAHOMA HIGHS

Points	31, Steven Pledger vs. Houston (12/17)
Field Goals	11, Andrew Fitzgerald vs. Iowa State (2/4) 11, Steven Pledger vs. Kansas State (1/28)
Field Goal Attempts	19, Steven Pledger vs. Texas (2/14) 19, Andrew Fitzgerald vs. Oral Roberts (12/8)
Field Goal Pct. (min. 6 made)	.900 (9-for-10), Andrew Fitzgerald vs. Kansas State (1/14)
3-Point Field Goals	5, Steven Pledger vs. Missouri (2/6)
3-Point Field Goal Attempts	11, Calvin Newell vs. Idaho State (11/11)
3-Point Field Goal Pct. (min. 4 made)	.800 (4-for-5), Steven Pledger vs. Houston (12/17)
Free Throws	8, Sam Grooms vs. Santa Clara (11/25)
Free Throw Attempts	12, Sam Grooms vs. Santa Clara (11/25)
Free Throw Pct.	1.000 (7-for-7), Steven Pledger vs. Houston (12/17)
Rebounds	18, Romero Osby vs. South Carolina State (12/21)
Assists	10, Sam Grooms vs. Texas (2/14) 10, Sam Grooms vs. Missouri (2/6) 10, Sam Grooms vs. Washington State (11/24)
Turnovers	6, Steven Pledger vs. Cincinnati (12/29)
Blocked Shots	5, Romero Osby vs. Texas Tech (1/17)
Steals	5, Carl Blair vs. Oklahoma State (1/9)

OPPONENT HIGHS

Points	29, Keiton Page, Oklahoma State (2/22)
Field Goals	9, Keiton Page, Oklahoma State (2/22) 9, Scott Christopherson, Iowa State (2/18) 9, Perry Jones III, Baylor (1/24) 9, Travis Releford, Kansas (1/7) 9, BJ Young, Arkansas (12/10) 9, Brian Conklin, Saint Louis (11/27)
Field Goal Attempts	21, Keiton Page, Oklahoma State (2/22)
Field Goal Pct. (min. 6 made)	1.000 (6-for-6), Ricardo Ratliffe, Missouri (2/6)
3-Point Field Goals	9, Keiton Page, Oklahoma State (2/22)
3-Point Field Goal Attempts	17, Keiton Page, Oklahoma State (2/22)
3-Point Field Goal Pct. (min. 4 made)	.800 (4-for-5), Cody Ellis, Saint Louis (11/27)
Free Throws	9, Brian Williams, Oklahoma State (1/9)
Free Throw Attempts	11, Brian Williams, Oklahoma State (1/9)
Free Throw Pct.	1.000 (7-for-7), Jeff Withey, Kansas (2/1) 1.000 (7-for-7), Brian Conklin, Saint Louis (11/27)
Rebounds	17, Thomas Robinson, Kansas (2/1)
Assists	10, Evan Rocquemore, Santa Clara (11/25)
Turnovers	7, Dylan Garrity, Sacramento State (12/2)
Blocked Shots	4, Omar Sanders, South Carolina State (12/21) 4, Hunter Mickelson, Arkansas (12/10)
Steals	4, Chris Allen, Iowa State (2/18)

OKLAHOMA'S TOP INDIVIDUAL PERFORMANCES

POINTS

31.....	Steven Pledger vs. Houston (12/17)
30.....	Steven Pledger vs. Kansas State (1/28)
27.....	Andrew Fitzgerald vs. Iowa State (2/4)
26.....	Steven Pledger vs. Santa Clara (11/25)
22.....	Steven Pledger vs. Missouri (2/6)
22.....	Steven Pledger vs. South Carolina State (12/21)
22.....	Steven Pledger vs. Arkansas (12/10)
20.....	Carl Blair vs. Oklahoma State (1/9)
21.....	Andrew Fitzgerald vs. Kansas State (1/14)
20.....	Steven Pledger vs. Coppin State (11/18)

REBOUNDS

18.....	Romero Osby vs. South Carolina State (12/21)
13.....	Romero Osby vs. Oklahoma State (2/22)
13.....	Andrew Fitzgerald vs. Santa Clara (11/25)
12.....	Romero Osby vs. Cincinnati (12/29)
12.....	C.J. Washington vs. South Carolina State (12/21)
11.....	Cameron Clark vs. Iowa State (2/4)
11.....	Romero Osby vs. Baylor (1/24)

ASSISTS

10.....	Sam Grooms vs. Texas (2/14)
10.....	Sam Grooms vs. Missouri (2/6)
10.....	Sam Grooms vs. Washington State (11/24)
9.....	Sam Grooms vs. Iowa State (2/4)
9.....	Sam Grooms vs. Kansas State (1/14)
9.....	Sam Grooms vs. Cincinnati (12/29)

BLOCKED SHOTS

5.....	Romero Osby vs. Texas Tech (1/17)
3.....	C.J. Washington vs. Northwestern State (12/31)
3.....	Cameron Clark vs. Sacramento State (12/2)

STEALS

5.....	Carl Blair vs. Oklahoma State (1/9)
4.....	Carl Blair vs. Kansas State (1/28)

3-POINT FIELD GOALS

5.....	Steven Pledger vs. Missouri (2/6)
4.....	Steven Pledger vs. Iowa State (2/4)
4.....	Steven Pledger vs. Kansas State (1/28)
4.....	Steven Pledger vs. Texas A&M (1/21)
4.....	Steven Pledger vs. South Carolina State (12/21)
4.....	Steven Pledger vs. Houston (12/17)
4.....	Tyler Neal vs. Arkansas (12/10)
4.....	Steven Pledger vs. Santa Clara (11/25)
4.....	Calvin Newell vs. Washington State (11/24)
4.....	Calvin Newell vs. Idaho State (11/11)

WEDNESDAY vs. OKLAHOMA STATE

Official Basketball Box Score -- Game Totals -- Final Statistics

Oklahoma State vs Oklahoma

02/22/12 7 p.m. CT at Norman, Okla. (Lloyd Noble Center)

Oklahoma State 64 • 13-15, 6-9

##	Player		Total	3-Ptr	FT-FTA	Rebounds			PF	TP	A	TO	Blk	Stl	Min
			FG-FGA	FG-FGA		Off	Def	Tot							
02	Nash, Le'Bryan	f	3-15	0-4	4-7	2	5	7	3	10	1	2	0	1	34
20	Cobbins, Michael	f	1-1	0-0	0-0	1	7	8	2	2	2	2	2	0	37
04	Williams, Brian	g	4-11	2-5	1-3	1	1	2	4	11	3	2	1	0	37
12	Page, Keiton	g	9-21	9-17	2-4	0	2	2	5	29	2	2	0	2	38
22	Brown, Markel	g	3-9	2-4	0-0	1	5	6	2	8	3	3	0	1	36
01	Guerrero, Cezar		2-3	0-1	0-0	0	1	1	1	4	3	0	0	0	14
15	Sager, Christien		0-0	0-0	0-0	0	0	0	0	0	0	0	0	0	0+
44	Jurick, Philip		0-0	0-0	0-0	1	1	2	0	0	0	1	1	0	4
Team						0	4	4							
Totals			22-60	13-31	7-14	6	26	32	17	64	14	12	4	4	200

FG % 1st Half: 4-24 16.7% 2nd half: 18-36 50.0% Game: 22-60 36.7%
 3FG % 1st Half: 1-7 14.3% 2nd half: 12-24 50.0% Game: 13-31 41.9%
 FT % 1st Half: 3-7 42.9% 2nd half: 4-7 57.1% Game: 7-14 50.0%

Deadball
Rebounds
4

Oklahoma 77 • 14-13, 4-11

##	Player		Total	3-Ptr	FT-FTA	Rebounds			PF	TP	A	TO	Blk	Stl	Min
			FG-FGA	FG-FGA		Off	Def	Tot							
04	Fitzgerald, Andrew	f	2-10	0-0	2-3	5	1	6	3	6	2	1	1	0	31
24	Osby, Romero	f	8-15	0-0	0-0	2	11	13	2	16	1	3	2	1	27
01	Grooms, Sam	g	4-9	0-1	2-4	1	3	4	2	10	6	3	0	0	31
02	Pledger, Steven	g	6-8	3-4	2-4	1	3	4	4	17	2	2	2	0	28
21	Clark, Cameron	g	6-12	0-1	2-2	0	5	5	2	14	1	0	0	1	33
03	Franklin, T.J.		0-0	0-0	0-0	0	1	1	0	0	0	0	0	0	0+
05	Washington, C.J.		0-1	0-0	4-4	3	5	8	2	4	0	0	2	2	22
13	Fraschilla, James		0-0	0-0	1-2	0	0	0	0	1	0	0	0	0	0+
14	Blair, Carl		0-2	0-1	0-0	0	2	2	0	0	3	1	0	0	8
15	Neal, Tyler		3-5	2-4	1-2	0	3	3	0	9	1	2	0	0	20
31	Honore, Barry		0-0	0-0	0-0	0	0	0	0	0	0	0	0	0	0+
32	Arent, Casey		0-0	0-0	0-0	0	0	0	0	0	0	0	0	0	0+
Team						0	1	1							
Totals			29-62	5-11	14-21	12	35	47	15	77	16	12	7	4	200

FG % 1st Half: 13-29 44.8% 2nd half: 16-33 48.5% Game: 29-62 46.8%
 3FG % 1st Half: 3-5 60.0% 2nd half: 2-6 33.3% Game: 5-11 45.5%
 FT % 1st Half: 1-2 50.0% 2nd half: 13-19 68.4% Game: 14-21 66.7%

Deadball
Rebounds
2

Officials: David Hall, James Breeding, Bert Smith

Technical fouls: Oklahoma State-None. Oklahoma-None.

Attendance: 9393

Estimated Attendance: 7024

Score by periods	1st	2nd	Total
Oklahoma State	12	52	64
Oklahoma	30	47	77

Points	In	Off	2nd	Fast	
OSU	Paint	T/O	Chance	Break	Bench
8	7	7	4	3	4
28	12	12	12	6	14

Last FG - OSU 2nd-00:16, OU 2nd-01:34.
 Largest lead - OSU None, OU by 20 2nd-03:58.

Score tied - 0 times.
 Lead changed - 0 times.

JAN. 24 vs. BAYLOR

Official Basketball Box Score -- Game Totals -- Final Statistics

Baylor vs Oklahoma

01/24/12 7 p.m. CT at Norman, Okla. (Lloyd Noble Center)

Baylor 77 • 18-2, 5-2

##	Player		Total	3-Ptr	Rebounds						PF	TP	A	TO	Blk	Stl	Min
			FG-FGA	FG-FGA	FT-FTA	Off	Def	Tot									
01	Jones III, Perry	f	9-15	0-2	3-4	2	10	12	1	21	0	2	1	2		32	
04	Acy, Quincy	f	4-6	0-0	5-6	2	2	4	4	13	2	0	3	1		32	
30	Miller, Quincy	f	2-6	1-2	0-0	1	3	4	1	5	2	0	0	0		22	
05	Heslip, Brady	g	2-5	2-4	2-2	0	0	0	1	8	0	1	0	1		25	
55	Jackson, Pierre	g	5-9	3-4	3-3	1	2	3	0	16	7	6	0	0		35	
00	Franklin, Gary		1-1	1-1	0-0	1	0	1	0	3	0	0	0	0		9	
22	Walton, A.J.		0-0	0-0	0-0	0	1	1	3	0	1	3	0	0		11	
34	Jefferson, Cory		0-0	0-0	0-0	0	1	1	0	0	0	0	0	0		8	
41	Jones, Anthony		4-8	2-5	1-2	1	1	2	1	11	2	0	0	0		26	
Team						2	1	3									
Totals			27-50	9-18	14-17	10	21	31	11	77	14	12	4	4		200	
FG % 1st Half: 11-25 44.0% 2nd half: 16-25 64.0% Game: 27-50 54.0%																	Deadball Rebounds 1
3FG % 1st Half: 6-12 50.0% 2nd half: 3-6 50.0% Game: 9-18 50.0%																	
FT % 1st Half: 7-10 70.0% 2nd half: 7-7 100.0% Game: 14-17 82.4%																	

Oklahoma 65 • 12-7, 2-5

#	Player		Total	3-Ptr	Rebounds									Min	
			FG-FGA	FG-FGA	FT-FTA	Off	Def	Tot	PF	TP	A	TO	Blk		Stl
04	Fitzgerald, Andrew	f	6-14	0-0	1-2	2	1	3	2	13	0	0	0	2	35
24	Osby, Romero	f	5-11	0-1	6-7	5	6	11	2	16	0	1	2	1	38
01	Grooms, Sam	g	3-6	0-1	1-2	0	0	0	3	7	7	0	0	0	35
02	Pledger, Steven	g	7-15	3-9	0-0	3	3	6	1	17	4	4	0	0	34
21	Clark, Cameron	g	4-10	0-1	0-0	0	1	1	4	8	0	1	0	1	32
05	Washington, C.J.		1-1	0-0	0-0	1	1	2	1	2	1	0	0	0	6
14	Blair, Carl		1-1	0-0	0-0	0	1	1	1	2	1	2	0	1	9
15	Neal, Tyler		0-0	0-0	0-0	0	0	0	0	0	1	0	0	0	7
32	Arent, Casey		0-0	0-0	0-0	0	0	0	0	0	0	0	0	0	4
Team						1	2	3							
Totals			27-58	3-12	8-11	12	15	27	14	65	14	8	2	5	200
FG % 1st Half: 13-28 46.4% 2nd half: 14-30 46.7% Game: 27-58 46.6%															Deadball Rebounds 1
3FG % 1st Half: 1-6 16.7% 2nd half: 2-6 33.3% Game: 3-12 25.0%															
FT % 1st Half: 3-4 75.0% 2nd half: 5-7 71.4% Game: 8-11 72.7%															

Officials: Joe DeRosa, James Breeding, Rick Crawford

Technical fouls: Baylor-None. Oklahoma-None.

Attendance: 8004

Estimated Attendance: 5667

Score by periods	1st	2nd	Total
Baylor	35	42	77
Oklahoma	30	35	65

Points	In Paint	Off T/O	2nd Chance	Fast Break	Bench
BU	30	13	13	7	14
OU	24	12	13	4	4

Last FG - BU 2nd-01:12, OU 2nd-01:37.

Largest lead - BU by 13 2nd-14:07, OU None.

Score tied - 0 times.

Lead changed - 0 times.



1 SAM GROOMS

6-1, 203, JUNIOR, GUARD
GREENSBORO, N.C.
(CHIPOLA JUNIOR COLLEGE [FLA.])

PTS	REB	AST	MIN
6.7	2.9	6.1	31.6

GROOMS GAME BY GAME IN 2011-12

Date	Opponent	MIN	FG	3FG	FT	O-D-T	PF	A	TO	B	S	TP
N11	Idaho State	*37	2-10	0-2	7-8	3-3-6	3	8	2	0	2	11
N18	Coppin State	*23	1-6	0-3	2-4	2-2-4	2	1	3	0	0	4
N24	vs. Washington State	*33	3-6	1-1	2-4	1-0-1	2	10	1	0	1	9
N25	vs. Santa Clara	*27	2-6	0-3	8-12	0-5-5	1	6	1	0	0	12
N27	vs. Saint Louis	*24	0-1	0-0	0-0	0-2-2	4	1	2	0	0	0
D2	Sacramento State	*28	3-5	2-2	1-2	0-4-4	0	4	1	0	3	9
D8	Oral Roberts	*29	0-3	0-1	2-2	0-4-4	2	5	4	0	2	2
D10	Arkansas	*34	2-5	1-2	1-2	0-3-3	0	3	3	0	1	6
D17	vs. Houston	*38	3-8	1-1	3-4	0-2-2	0	8	0	0	0	10
D21	South Carolina State	*18	2-6	1-5	2-2	0-3-3	3	6	1	0	1	7
D29	at Cincinnati	*32	3-10	0-2	0-1	1-4-5	2	9	5	0	1	6
D31	Northwestern State	*23	5-7	0-0	1-1	0-3-3	1	4	3	0	1	11
J3	at Missouri (7)	*29	2-6	0-2	0-0	0-1-1	3	7	2	0	1	4
J7	Kansas (14)	*32	2-4	0-0	0-2	1-1-2	1	5	1	0	1	4
J9	at Oklahoma State	*24	1-7	0-2	0-0	1-1-2	1	0	3	0	0	2
J14	Kansas State (18)	*36	1-4	0-0	2-2	1-2-3	3	9	3	1	2	4
J17	Texas Tech	*35	2-8	0-1	3-4	0-4-4	4	4	1	1	1	7
J21	at Texas A&M	*44	4-10	0-0	1-2	1-2-3	2	7	1	0	0	9
J24	Baylor (6)	*35	3-6	0-1	1-2	0-0-0	3	7	0	0	0	7
J28	at Kansas State (22)	*37	1-8	0-1	2-2	1-3-4	1	7	1	0	3	4
F1	at Kansas (8)	*30	0-3	0-1	1-2	0-2-2	0	6	2	0	1	1
F4	Iowa State	*34	2-7	0-0	0-0	1-3-4	0	9	2	0	1	4
F6	Missouri (4)	*38	7-9	0-0	3-7	0-2-2	3	10	2	0	1	17
F11	at Texas Tech	*35	4-10	1-1	0-0	0-1-1	2	8	2	0	0	9
F14	Texas	*36	0-7	0-1	0-0	2-1-3	1	10	3	0	1	0
F18	at Iowa State	*30	5-11	0-1	2-4	0-1-1	3	5	2	0	1	12
F22	Oklahoma State	*31	4-9	0-1	2-4	1-3-4	2	6	3	0	0	10
F25	at Baylor (13)											
F29	at Texas											
M3	Texas A&M											

* Starter

GROOMS' CAREER HIGHS

Points	17 vs. Missouri (2/6/12)
Field Goals	7 vs. Missouri (2/6/12)
Field Goal Attempts	11 (2/18/12 vs. Iowa State)
3-Point Field Goals	2 vs. Sacramento State (12/2/11)
3-Point Field Goal Attempts	3 (twice)
Free Throws Made	8 vs. Santa Clara (11/25/11)
Free Throw Attempts	12 vs. Santa Clara (11/25/11)
Rebounds	6 vs. Idaho State (11/11/11)
Assists	10 (three times)
Blocked Shots	1 (twice)
Steals	3 vs. Sacramento State (12/2/11)
Minutes Played	44 vs. Texas A&M (1/21/11)



2 STEVEN PLEDGER

6-4, 222, JUNIOR, GUARD
CHESAPEAKE, VA.
(ATLANTIC SHORES CHRISTIAN SCHOOL)

PTS	REB	3FG%	MIN
16.8	4.1	.429	32.6

PLEDGER GAME BY GAME IN 2011-12

Date	Opponent	MIN	FG	3FG	FT	O-D-T	PF	A	TO	B	S	TP
N11	Idaho State											DNP
N18	Coppin State	*20	8-14	3-8	1-1	1-1-2	3	3	0	0	0	20
N24	vs. Washington State	*25	4-8	3-6	3-3	1-1-2	3	0	1	0	3	14
N25	vs. Santa Clara	*31	10-15	4-8	2-4	3-4-7	1	0	1	0	0	26
N27	vs. Saint Louis	*35	4-13	1-4	2-3	0-3-3	4	2	2	0	1	11
D2	Sacramento State	*21	4-5	3-3	4-4	1-0-1	3	5	0	0	3	15
D8	Oral Roberts	*31	6-11	0-2	5-5	1-2-3	1	3	2	0	2	17
D10	Arkansas	*36	9-12	3-5	1-3	2-1-3	2	2	5	0	2	22
D17	vs. Houston	*37	10-13	4-5	7-7	4-6-10	1	0	1	0	2	31
D21	South Carolina State	*30	6-15	4-10	6-6	2-3-5	1	1	0	1	0	22
D29	at Cincinnati	*38	4-12	3-8	0-0	3-3-6	3	1	6	0	0	11
D31	Northwestern State	*33	6-11	3-5	3-4	1-1-2	0	5	2	1	0	18
J3	at Missouri (7)	*34	3-10	3-6	2-2	2-2-4	2	0	1	1	1	11
J7	Kansas (14)	*34	4-12	2-7	4-4	1-3-4	4	0	3	0	2	14
J9	at Oklahoma State	*37	3-13	1-5	2-2	0-3-3	5	1	0	0	0	9
J14	Kansas State (18)	*35	5-13	2-3	6-6	1-5-6	0	2	1	0	0	18
J17	Texas Tech	*32	6-13	1-6	4-4	1-2-3	2	0	3	1	1	17
J21	at Texas A&M	*37	5-15	4-10	2-2	0-4-4	3	3	0	0	2	16
J24	Baylor (6)	*34	7-15	3-9	0-0	3-3-6	1	4	4	0	0	17
J28	at Kansas State (22)	*33	11-17	4-7	4-4	1-4-5	4	1	3	0	1	30
F1	at Kansas (8)	*37	6-13	2-2	3-4	0-2-2	1	1	2	0	1	17
F4	Iowa State	*32	5-14	4-8	0-0	0-2-2	2	0	1	0	0	14
F6	Missouri (4)	*38	8-14	5-9	1-4	1-4-5	4	1	4	0	2	22
F11	at Texas Tech	*31	2-7	0-4	0-1	4-2-6	4	0	3	0	1	4
F14	Texas	*36	8-19	2-8	0-0	2-3-5	4	2	1	0	1	18
F18	at Iowa State	*33	2-11	0-4	3-4	1-2-3	1	2	2	0	2	7
F22	Oklahoma State	*28	6-8	3-4	2-4	1-3-4	4	2	2	2	0	17
F25	at Baylor (13)											
F29	at Texas											
M3	Texas A&M											

* Starter

PLEDGER'S CAREER HIGHS

Points	38 vs. Iowa State (1/29/11)
Field Goals	12 vs. Iowa State (1/29/11)
Field Goal Attempts	20 vs. Iowa State (1/29/11)
3-Point Field Goals	7 vs. Iowa State (1/29/11)
3-Point Field Goal Attempts	14 vs. Houston (11/26/09)
Free Throws Made	7 vs. Iowa State (1/29/11)
Free Throw Attempts	8 (twice)
Rebounds	10 vs. Houston (12/17/11)
Assists	6 (twice)
Blocked Shots	2 (twice)
Steals	3 (six times)
Minutes Played	44 vs. Iowa State (1/29/11)



3 T.J. FRANKLIN

5-11, 175, SENIOR, GUARD
FORT WORTH, TEXAS
(NORTH CROWLEY HS)

PTS	REB	AST	MIN
0.5	0.4	0.2	2.5

FRANKLIN GAME BY GAME IN 2011-12

Date	Opponent	MIN	FG	3FG	FT	O-D-T	PF	A	TO	B	S	TP
N11	Idaho State	+0	0-0	0-0	0-0	0-0-0	0	0	0	0	0	0
N18	Coppin State	7	0-0	0-0	0-0	0-0-0	2	0	1	0	1	0
N24	vs. Washington State	1	0-1	0-0	0-0	0-1-1	0	0	0	0	0	0
N25	vs. Santa Clara					DNP						
N27	vs. Saint Louis					DNP						
D2	Sacramento State	9	1-3	0-2	0-0	0-0-0	0	1	1	0	1	2
D8	Oral Roberts	0+	0-0	0-0	0-0	0-0-0	0	0	0	0	0	0
D10	Arkansas	1	0-0	0-0	0-0	0-1-1	0	0	0	0	0	0
D17	vs. Houston					DNP						
D21	South Carolina State	6	0-2	0-0	0-0	1-0-1	1	1	1	0	0	0
D29	at Cincinnati					DNP						
D31	Northwestern State	1	0-1	0-0	0-0	0-0-0	0	0	1	0	0	0
J3	at Missouri (7)	2	0-1	0-0	0-0	0-1-0	0	0	0	0	0	0
J7	Kansas (14)	2	0-0	0-0	0-0	0-0-0	0	0	0	0	0	0
J9	at Oklahoma State					DNP						
J14	Kansas State (18)					DNP						
J17	Texas Tech					DNP						
J21	at Texas A&M					DNP						
J24	Baylor (6)					DNP						
J28	at Kansas State (22)					DNP						
F1	at Kansas (8)	2	1-1	0-0	0-0	0-0-0	0	1	0	0	0	2
F4	Iowa State					DNP						
F6	Missouri (4)					DNP						
F11	at Texas Tech	2	1-1	1-1	0-0	0-1-1	0	0	0	0	0	3
F14	Texas					DNP						
F18	at Iowa State	2	0-0	0-0	0-0	0-0-0	1	0	0	0	0	0
F22	Oklahoma State	0+	0-0	0-0	0-0	0-1-1	0	0	0	0	0	0
F25	at Baylor (13)											
F29	at Texas											
M3	Texas A&M											

* Starter

FRANKLIN'S CAREER HIGHS

Points	3 (twice)
Field Goals	1 (four times)
Field Goal Attempts	3 vs. Sacramento State (12/2/11)
3-Point Field Goals	1 vs. Texas Tech (2/11/12)
3-Point Field Goal Attempts	2 vs. Sacramento State (12/2/11)
Free Throws Made	2 vs. Mount St. Mary's (11/14/09)
Free Throw Attempts	4 (twice)
Rebounds	2 (twice)
Assists	2 (three times)
Blocked Shots	None
Steals	1 (twice)
Minutes Played	9 vs. Sacramento State (12/2/11)



4 ANDREW FITZGERALD

6-8, 247, JUNIOR, FORWARD
BALTIMORE, MD.
(BREWSTER ACADEMY [N.H.])

PTS	REB	FG%	MIN
12.4	4.9	.475	27.6

FITZGERALD GAME BY GAME IN 2011-12

Date	Opponent	MIN	FG	3FG	FT	O-D-T	PF	A	TO	B	S	TP
N11	Idaho State	*23	2-7	0-0	3-3	0-1-1	3	0	0	2	0	7
N18	Coppin State	*19	4-11	0-0	2-2	5-3-8	2	0	1	0	1	10
N24	vs. Washington State	*30	4-9	0-0	1-4	2-5-7	2	0	2	1	0	9
N25	vs. Santa Clara	*30	4-7	0-0	4-4	5-8-13	3	0	0	2	0	12
N27	vs. Saint Louis	*17	2-6	0-0	0-0	0-2-2	4	0	1	0	1	4
D2	Sacramento State	*22	6-8	0-0	1-2	1-3-4	2	1	1	0	3	13
D8	Oral Roberts	*31	8-17	0-0	0-0	1-2-3	3	0	1	1	1	16
D10	Arkansas	*23	7-11	0-0	3-4	4-4-8	4	0	1	1	0	17
D17	vs. Houston	*35	4-16	0-0	2-4	5-1-6	2	2	1	0	1	10
D21	South Carolina State	*22	8-11	0-0	1-2	1-1-2	2	0	0	0	0	17
D29	at Cincinnati	*29	7-13	0-0	4-7	5-4-9	2	1	1	2	1	18
D31	Northwestern State	*17	5-9	0-0	4-4	1-0-1	4	0	2	0	0	14
J3	at Missouri (7)	*32	8-15	0-0	2-2	1-5-6	2	0	2	0	0	18
J7	Kansas (14)	*26	5-16	0-0	1-2	4-3-7	4	1	2	0	1	11
J9	at Oklahoma State	*25	4-10	0-0	4-6	5-4-9	4	0	0	0	0	12
J14	Kansas State (18)	*35	9-10	0-0	3-4	2-1-3	4	0	2	1	2	21
J17	Texas Tech	*29	5-11	0-0	3-4	1-3-4	5	1	2	0	0	13
J21	at Texas A&M	*37	8-14	0-0	1-1	4-3-7	2	0	1	1	1	17
J24	Baylor (6)	*35	6-14	0-0	1-2	2-1-3	2	0	0	0	2	13
J28	at Kansas State (22)	*26	1-7	0-0	1-2	0-1-1	5	2	2	0	1	3
F1	at Kansas (8)	*22	7-12	0-0	0-0	3-0-3	4	0	4	0	0	14
F4	Iowa State	*37	11-19	0-0	5-5	2-1-3	3	2	1	1	0	27
F6	Missouri (4)	*32	5-10	0-0	2-2	3-1-4	3	1	2	0	0	12
F11	at Texas Tech	*32	7-16	0-0	0-0	1-2-3	1	0	2	0	0	14
F14	Texas	*21	3-7	0-0	0-0	0-0-0	4	0	1	0	1	6
F18	at Iowa State	*28	1-5	0-0	0-0	4-4-8	4	2	4	1	0	2
F22	Oklahoma State	*31	2-10	0-0	2-3	5-1-6	3	2	1	1	0	6
F25	at Baylor (13)											
F29	at Texas											
M3	Texas A&M											

* Starter

FITZGERALD'S CAREER HIGHS

Points	27 vs. Iowa State (2/4/12)
Field Goals	11 vs. Iowa State (2/4/12)
Field Goal Attempts	19 vs. Iowa State (2/4/12)
3-Point Field Goals	None
3-Point Field Goal Attempts	None
Free Throws Made	6 (five times)
Free Throw Attempts	8 vs. Texas A&M (3/6/10)
Rebounds	13 (twice)
Assists	3 vs. Baylor (2/27/10)
Blocked Shots	3 vs. Texas Tech (1/18/11)
Steals	5 vs. North Carolina Central (11/15/10)
Minutes Played	39 (twice)



5 C.J. WASHINGTON

6-7, 230, SENIOR, FORWARD
STRINGTOWN, OKLA.
(CONNORS STATE COLLEGE)

PTS	REB	FG%	MIN
2.0	3.4	.468	11.2


WASHINGTON GAME BY GAME IN 2011-12

Date	Opponent	MIN	FG	3FG	FT	O-D-T	PF	A	TO	B	S	TP
N11	Idaho State					DNP						
N18	Coppin State	18	3-4	0-0	0-0	3-5-8	2	3	1	0	0	6
N24	vs. Washington State	3	0-2	0-0	0-0	1-1-2	0	0	0	0	0	0
N25	vs. Santa Clara	8	0-1	0-0	0-0	0-4-4	0	0	0	1	0	0
N27	vs. Saint Louis	10	1-2	0-0	0-0	0-2-2	0	0	0	0	0	2
D2	Sacramento State	17	1-1	0-0	0-0	0-1-1	2	1	1	2	0	2
D8	Oral Roberts	17	3-4	0-0	2-2	3-3-6	2	1	0	0	0	8
D10	Arkansas	3	0-2	0-0	0-0	0-2-2	0	0	1	0	0	0
D17	vs. Houston	4	0-0	0-0	0-0	0-0-0	0	0	0	0	0	0
D21	South Carolina State	13	2-6	0-0	1-2	7-5-12	2	0	0	0	0	5
D29	at Cincinnati	6	0-0	0-0	0-0	0-2-2	0	0	0	0	0	0
D31	Northwestern State	14	4-5	0-0	0-0	2-3-5	0	0	0	3	3	8
J3	at Missouri (7)	8	0-1	0-0	0-0	0-2-2	2	0	0	0	0	0
J7	Kansas (14)	17	1-2	0-0	0-2	2-0-2	1	0	1	1	0	2
J9	at Oklahoma State	2	0-1	0-0	0-0	0-0-0	0	0	0	0	0	0
J14	Kansas State (18)	11	1-1	0-0	0-0	0-0-0	2	0	0	0	1	2
J17	Texas Tech	10	0-1	0-0	0-0	2-2-4	1	0	1	1	1	0
J21	at Texas A&M	11	2-2	0-0	0-0	2-2-4	3	0	0	1	1	4
J24	Baylor (6)	6	1-1	0-0	0-0	1-1-2	1	1	0	0	0	2
J28	at Kansas State (22)	17	2-3	0-0	0-0	1-2-3	4	0	0	0	0	4
F1	at Kansas (8)	19	0-1	0-0	1-2	1-5-6	4	0	0	0	1	1
F4	Iowa State	10	0-0	0-0	0-0	1-2-3	1	0	0	0	0	0
F6	Missouri (4)	14	1-6	0-0	0-0	3-4-7	1	1	0	0	1	2
F11	at Texas Tech	14	0-0	0-0	0-0	1-2-3	2	0	0	0	1	0
F14	Texas	6	0-0	0-0	0-0	0-0-0	2	0	0	0	0	0
F18	at Iowa State	11	0-0	0-0	0-0	0-1-1	0	0	0	0	0	0
F22	Oklahoma State	22	0-1	0-0	4-4	3-5-8	2	0	0	2	2	4
F25	at Baylor (13)											
F29	at Texas											
M3	Texas A&M											

* Starter

WASHINGTON'S CAREER HIGHS

Points	9 (twice)
Field Goals	4 (twice)
Field Goal Attempts	6 (three times)
3-Point Field Goals	None
3-Point Field Goal Attempts	None
Free Throws Made	4 (three times)
Free Throw Attempts	6 vs. Sacramento State (12/21/10)
Rebounds	12 vs. South Carolina State (12/21/11)
Assists	3 vs. Coppin State (11/18/11)
Blocked Shots	3 (twice)
Steals	3 vs. Northwestern State (12/31/11)
Minutes Played	25 vs. Texas Tech (3/2/11)



13 JAMES FRASCHILLA

5-10, 142, FRESHMAN, GUARD
DALLAS, TEXAS
(HIGHLAND PARK HS)

PTS	REB	AST	MIN
0.3	0.1	0.0	1.2

FRASCHILLA GAME BY GAME IN 2011-12

Date	Opponent	MIN	FG	3FG	FT	O-D-T	PF	A	TO	B	S	TP
N11	Idaho State					DNP						
N18	Coppin State	2	0-0	0-0	0-0	0-0-0	1	0	0	0	0	0
N24	vs. Washington State					DNP						
N25	vs. Santa Clara					DNP						
N27	vs. Saint Louis					DNP						
D2	Sacramento State					DNP						
D8	Oral Roberts	0+	0-0	0-0	0-0	0-0-0	0	0	0	0	0	0
D10	Arkansas	1	0-0	0-0	0-0	0-0-0	0	0	0	0	0	0
D17	vs. Houston					DNP						
D21	South Carolina State	2	1-2	0-0	0-0	1-0-1	1	0	0	0	0	2
D29	at Cincinnati					DNP						
D31	Northwestern State	1	0-0	0-0	0-0	0-0-0	0	0	0	0	0	0
J3	at Missouri (7)	2	0-0	0-0	0-0	0-0-0	0	0	0	0	0	0
J7	Kansas (14)	1	0-0	0-0	0-0	0-0-0	0	0	0	0	0	0
J9	at Oklahoma State					DNP						
J14	Kansas State (18)					DNP						
J17	Texas Tech					DNP						
J21	at Texas A&M					DNP						
J24	Baylor (6)					DNP						
J28	at Kansas State (22)					DNP						
F1	at Kansas (8)	2	0-0	0-0	0-0	0-0-0	0	0	0	0	0	0
F4	Iowa State					DNP						
F6	Missouri (4)					DNP						
F11	at Texas Tech	1	0-0	0-0	0-0	0-0-0	1	0	0	0	0	0
F14	Texas					DNP						
F18	at Iowa State					DNP						
F22	Oklahoma State	0+	0-0	0-0	1-2	0-0-0	0	0	0	0	0	1
F25	at Baylor (13)											
F29	at Texas											
M3	Texas A&M											

* Starter

FRASCHILLA'S CAREER HIGHS

Points	2 vs. South Carolina State (12/21/11)
Field Goals	1 vs. South Carolina State (12/21/11)
Field Goal Attempts	2 vs. South Carolina State (12/21/11)
3-Point Field Goals	None
3-Point Field Goal Attempts	None
Free Throws Made	1 vs. Oklahoma State (2/22/12)
Free Throw Attempts	2 vs. Oklahoma State (2/22/12)
Rebounds	1 vs. South Carolina State (12/21/11)
Assists	None
Blocked Shots	None
Steals	None
Minutes Played	2 (four times)



14 CARL BLAIR

6-2, 205, JUNIOR, GUARD
HOUSTON, TEXAS
(UNIVERSITY OF NEW ORLEANS)

PTS	REB	AST	MIN
3.8	2.3	2.7	15.8

BLAIR GAME BY GAME IN 2011-12


Date	Opponent	MIN	FG	3FG	FT	O-D-T	PF	A	TO	B	S	TP
N11	Idaho State	*27	3-7	3-6	3-6	0-6-6	4	5	2	0	0	12
N18	Coppin State	12	2-3	2-3	0-0	0-0-0	3	4	4	0	1	6
N24	vs. Washington State	6	0-1	0-1	0-0	0-0-0	1	0	3	0	0	0
N25	vs. Santa Clara	13	0-1	0-0	2-2	0-0-0	2	2	3	0	1	2
N27	vs. Saint Louis	17	1-4	1-2	0-0	0-1-1	0	1	4	0	2	3
D2	Sacramento State	17	1-3	1-3	2-2	3-2-5	0	3	1	0	1	5
D8	Oral Roberts	13	1-1	0-0	0-1	0-0-0	1	3	2	0	0	2
D10	Arkansas	14	0-1	0-0	3-4	0-2-2	1	2	1	0	2	3
D17	vs. Houston	13	0-1	0-0	0-0	1-1-2	1	2	1	0	1	0
D21	South Carolina State	19	1-4	1-3	0-0	1-1-2	2	5	2	0	1	3
D29	at Cincinnati	13	0-0	0-0	0-0	0-1-1	2	1	2	0	2	0
D31	Northwestern State	17	0-1	0-0	2-3	0-2-2	3	6	3	1	1	2
J3	at Missouri (7)	11	0-1	0-1	2-2	0-0-0	2	1	2	0	0	0
J7	Kansas (14)	12	2-3	1-1	6-6	0-0-0	1	3	1	0	2	11
J9	at Oklahoma State	30	6-16	2-7	6-7	3-7-10	3	2	4	0	5	20
J14	Kansas State (18)	*30	1-8	1-4	2-4	0-3-3	2	5	0	0	3	5
J17	Texas Tech	*22	0-3	0-3	0-0	0-2-2	1	4	2	0	2	0
J21	at Texas A&M	*10	0-2	0-2	0-0	1-2-3	3	3	2	0	1	0
J24	Baylor (6)	9	1-1	0-0	0-0	0-1-1	1	1	2	0	1	2
J28	at Kansas State (22)	20	0-2	0-1	2-2	0-2-2	2	5	1	1	4	2
F1	at Kansas (8)	15	0-2	0-0	0-0	1-2-3	0	3	2	0	1	0
F4	Iowa State	18	1-4	0-3	0-0	1-3-4	3	3	1	0	0	2
F6	Missouri (4)	26	2-3	2-2	0-0	0-5-5	2	3	1	0	0	6
F11	at Texas Tech	14	0-6	0-5	2-2	0-3-3	2	0	2	0	0	2
F14	Texas	7	0-1	0-1	0-0	1-1-2	1	1	2	0	0	0
F18	at Iowa State	13	4-5	1-2	3-3	0-2-2	1	2	1	0	0	12
F22	Oklahoma State	8	0-2	0-1	0-0	0-2-2	0	3	1	0	0	0
F25	at Baylor (13)											
F29	at Texas											
M3	Texas A&M											

* Starter

BLAIR'S CAREER HIGHS

Points23 vs. Arkansas State (2/6/10*)
Field Goals6 (five times)
Field Goal Attempts16 vs. Oklahoma State (1/9/12)
3-Point Field Goals3 (twice)
3-Point Field Goal Attempts7 (four times)
Free Throws Made9 (four times)
Free Throw Attempts13 vs. Colorado (1/22/11)
Rebounds11 vs. Florida International (1/2/10)
Assists11 (twice)
Blocked Shots1 (four times)
Steals5 vs. Oklahoma State (1/9/12)
Minutes Played40 (twice*)

* At University of New Orleans



15 TYLER NEAL

6-7, 227, SOPHOMORE, FORWARD
OKLAHOMA CITY, OKLA.
(PUTNAM CITY WEST HS)

PTS	REB	3FG%	MIN
4.4	2.6	.367	13.5

NEAL GAME BY GAME IN 2011-12

Date	Opponent	MIN	FG	3FG	FT	O-D-T	PF	A	TO	B	S	TP
N11	Idaho State	15	2-3	0-0	0-0	4-3-7	1	1	2	0	1	4
N18	Coppin State	18	3-8	3-6	0-0	1-2-3	3	1	1	0	0	9
N24	vs. Washington State	13	0-1	0-1	2-2	0-3-3	2	0	0	1	0	2
N25	vs. Santa Clara	8	1-2	1-2	0-0	0-2-2	2	0	0	0	0	3
N27	vs. Saint Louis	16	1-2	1-2	4-4	1-0-1	1	0	0	0	1	7
D2	Sacramento State	19	3-7	2-5	0-0	0-3-3	1	1	2	0	0	8
D8	Oral Roberts	19	1-1	1-1	2-2	0-3-3	1	1	2	0	2	5
D10	Arkansas	28	5-9	4-8	4-4	0-5-5	3	4	1	0	0	18
D17	vs. Houston	23	2-4	1-3	4-5	2-4-6	3	1	1	0	2	9
D21	South Carolina State	17	1-7	0-3	1-2	0-2-2	1	1	1	0	2	3
D29	at Cincinnati	21	3-8	2-6	0-1	1-4-5	5	0	1	0	0	8
D31	Northwestern State	14	1-1	0-0	0-0	0-1-1	2	0	3	0	0	2
J3	at Missouri (7)	14	0-3	0-1	0-0	0-0-0	2	1	2	0	0	0
J7	Kansas (14)	9	0-1	0-1	1-2	0-0-0	0	0	1	1	1	1
J9	at Oklahoma State	21	0-3	0-2	0-0	5-2-7	3	0	1	0	2	0
J14	Kansas State (18)	6	1-1	1-1	1-2	0-0-0	1	1	2	0	0	4
J17	Texas Tech	8	1-2	0-1	0-0	0-0-0	0	0	1	0	0	2
J21	at Texas A&M	8	0-2	0-2	0-0	0-1-1	0	0	1	0	0	0
J24	Baylor (6)	7	0-0	0-0	0-0	0-0-0	0	1	0	0	0	0
J28	at Kansas State (22)	2	0-0	0-0	0-0	0-1-0	0	0	2	0	0	0
F1	at Kansas (8)	7	2-3	0-0	0-0	0-1-1	0	1	0	0	0	4
F4	Iowa State	7	1-2	0-1	0-0	1-4-5	0	1	0	0	0	2
F6	Missouri (4)	2	0-0	0-0	0-0	0-1-1	1	0	1	0	0	0
F11	at Texas Tech	6	0-2	0-1	0-0	0-2-2	0	0	1	0	0	0
F14	Texas	17	2-4	2-4	2-2	1-3-4	3	1	2	0	1	8
F18	at Iowa State	20	4-7	2-5	0-0	0-3-3	3	0	0	2	0	10
F22	Oklahoma State	20	3-5	2-4	1-2	0-3-3	0	1	2	0	0	9
F25	at Baylor (13)											
F29	at Texas											
M3	Texas A&M											

* Starter

NEAL'S CAREER HIGHS

Points18 vs. Arkansas (12/10/12)
Field Goals5 vs. Arkansas (12/10/12)
Field Goal Attempts9 vs. Arkansas (12/10/12)
3-Point Field Goals4 vs. Arkansas (12/10/12)
3-Point Field Goal Attempts8 vs. Arkansas (12/10/12)
Free Throws Made6 vs. Virginia (11/23/10)
Free Throw Attempts6 (three times)
Rebounds7 (three times)
Assists4 vs. Arkansas (12/10/12)
Blocked Shots2 vs. Iowa State (2/18/12)
Steals2 (four times)
Minutes Played28 (twice)



21 CAMERON CLARK

6-6, 198, SOPHOMORE, GUARD
SHERMAN, TEXAS
(SHERMAN HS)

PTS	REB	AST	MIN
8.4	4.1	1.2	26.6

CLARK GAME BY GAME IN 2011-12

Date	Opponent	MIN	FG	3FG	FT	O-D-T	PF	A	TO	B	S	TP
N11	Idaho State	*22	1-10	0-3	0-2	1-2-3	2	0	1	0	2	2
N18	Coppin State	*20	2-8	0-0	0-0	1-3-4	1	4	1	2	1	4
N24	vs. Washington State	*29	5-9	0-1	1-3	1-1-2	2	1	2	0	1	11
N25	vs. Santa Clara	*26	3-10	0-0	5-6	2-0-2	3	1	2	0	0	11
N27	vs. Saint Louis	*28	7-13	0-0	0-2	3-3-6	3	1	2	1	0	14
D2	Sacramento State	*26	7-12	3-5	1-2	0-3-3	1	3	0	3	2	18
D8	Oral Roberts	*30	5-8	2-2	4-6	1-7-8	2	2	2	0	0	16
D10	Arkansas	*13	0-3	0-1	0-0	0-1-1	2	3	1	0	0	0
D17	vs. Houston	*26	6-11	0-1	2-2	0-2-2	3	0	4	0	0	14
D21	South Carolina State	*26	4-10	0-0	0-0	1-1-2	0	1	1	2	1	8
D29	at Cincinnati	*21	0-7	0-0	0-0	0-2-2	2	3	1	0	0	0
D31	Northwestern State	*30	1-5	0-0	2-2	1-8-9	3	0	3	0	0	4
J3	at Missouri (7)	*28	2-7	0-0	4-4	1-0-1	0	3	0	0	0	8
J7	Kansas (14)	*30	2-4	0-0	5-5	0-5-5	1	1	2	0	0	9
J9	at Oklahoma State	*14	2-7	0-0	0-0	1-6-7	4	3	0	0	1	4
J14	Kansas State (18)	*14	4-6	0-0	2-2	0-3-3	0	0	2	0	2	10
J17	Texas Tech	*23	3-9	0-0	4-6	0-3-3	0	0	1	0	2	10
J21	at Texas A&M	*35	3-8	0-0	1-2	0-3-3	4	2	2	0	0	7
J24	Baylor (6)	*32	4-10	0-1	0-0	0-1-1	4	0	1	0	1	8
J28	at Kansas State (22)	*28	5-9	0-0	1-3	3-3-6	1	1	2	0	1	11
F1	at Kansas (8)	*30	2-6	0-0	0-0	1-4-5	3	0	2	0	0	4
F4	Iowa State	*29	1-8	0-1	2-4	4-7-11	3	0	4	1	2	4
F6	Missouri (4)	*18	0-1	0-1	0-2	1-0-1	1	0	1	1	1	0
F11	at Texas Tech	*32	2-6	0-1	2-2	0-6-6	2	2	2	0	0	6
F14	Texas	*38	6-9	0-0	1-2	1-6-7	1	0	1	0	0	13
F18	at Iowa State	*36	8-14	0-0	0-0	1-3-4	2	0	2	0	3	16
F22	Oklahoma State	*33	6-12	0-1	2-2	0-5-5	2	1	0	0	1	14
F25	at Baylor (13)											
F29	at Texas											
M3	Texas A&M											

* Starter

CLARK'S CAREER HIGHS

Points	26 vs. Central Arkansas (12/30/10)
Field Goals	11 (twice)
Field Goal Attempts	19 vs. Baylor (2/2/11)
3-Point Field Goals	4 vs. Central Arkansas (12/30/10)
3-Point Field Goal Attempts	7 vs. Baylor (2/2/11)
Free Throws Made	6 vs. Oklahoma State (3/5/11)
Free Throw Attempts	7 vs. Oklahoma State (3/5/11)
Rebounds	11 vs. Coppin State (11/12/10)
Assists	4 (twice)
Blocked Shots	3 vs. Sacramento State (12/2/11)
Steals	3 (twice)
Minutes Played	44 vs. Iowa State (1/29/11)



24 ROMERO OSBY

6-8, 232, JUNIOR, FORWARD
MERIDIAN, MISS.
(MISSISSIPPI STATE UNIVERSITY)

PTS	REB	FG%	MIN
12.3	7.7	.475	29.9

OSBY GAME BY GAME IN 2011-12

Date	Opponent	MIN	FG	3FG	FT	O-D-T	PF	A	TO	B	S	TP
N11	Idaho State	*31	5-9	1-1	6-7	6-4-10	3	4	2	2	1	17
N18	Coppin State	*22	4-8	0-0	3-4	4-6-10	0	0	0	1	1	11
N24	vs. Washington State	*26	3-7	1-2	2-2	2-4-6	2	0	0	0	0	9
N25	vs. Santa Clara	*32	3-8	0-1	3-4	3-7-10	2	1	3	1	0	9
N27	vs. Saint Louis	*24	6-13	0-1	2-4	4-2-6	3	0	1	0	0	14
D2	Sacramento State	*23	4-5	0-0	0-0	2-2-4	0	3	1	0	1	8
D8	Oral Roberts	*21	3-4	0-1	1-2	4-3-7	5	0	1	2	0	7
D10	Arkansas	*32	2-5	0-0	6-6	2-5-7	0	2	2	2	0	10
D17	vs. Houston	*19	2-11	0-0	1-2	5-5-10	2	0	1	1	1	5
D21	South Carolina State	*27	4-13	0-0	2-6	4-14-18	1	1	1	1	3	10
D29	at Cincinnati	*38	6-10	0-0	0-0	2-10-12	1	0	1	0	0	12
D31	Northwestern State	*31	8-13	0-0	2-2	0-5-5	1	0	0	2	0	18
J3	at Missouri (7)	*32	3-7	0-1	0-0	0-3-3	2	1	0	1	1	6
J7	Kansas (14)	*29	3-8	0-0	3-4	4-5-9	1	0	5	0	0	9
J9	at Oklahoma State	*38	8-17	1-1	1-5	6-4-10	3	1	2	1	1	18
J14	Kansas State (18)	*28	6-8	0-1	6-6	2-4-6	4	0	3	0	1	18
J17	Texas Tech	*32	4-7	0-0	7-8	2-6-8	3	0	1	5	1	15
J21	at Texas A&M	*35	8-10	0-0	2-4	3-2-5	4	2	2	1	0	18
J24	Baylor (6)	*38	5-11	0-1	6-7	5-6-11	2	0	1	2	1	16
J28	at Kansas State (22)	*37	2-9	0-0	5-7	2-1-3	4	0	3	2	2	9
F1	at Kansas (8)	*32	6-16	1-1	6-7	3-4-7	4	2	2	1	0	19
F4	Iowa State	*33	6-9	1-1	4-4	2-2-4	3	1	1	0	1	17
F6	Missouri (4)	*29	3-8	0-0	3-8	2-4-6	2	2	5	0	1	9
F11	at Texas Tech	*29	2-7	0-1	5-8	3-5-8	4	1	3	0	0	9
F14	Texas	*35	5-10	1-1	2-4	2-3-5	5	1	2	1	1	13
F18	at Iowa State	*27	3-9	0-1	4-5	0-5-5	3	3	1	0	0	10
F22	Oklahoma State	*27	8-15	0-0	0-0	2-11-13	2	1	3	2	1	16
F25	at Baylor (13)											
F29	at Texas											
M3	Texas A&M											

* Starter

OSBY'S CAREER HIGHS

Points	19 vs. Kansas (2/1/12)
Field Goals	8 (three times)
Field Goal Attempts	17 vs. Oklahoma State (1/9/12)
3-Point Field Goals	2 (five times)
3-Point Field Goal Attempts	3 (seven times)
Free Throws Made	7 (twice)
Free Throw Attempts	10 vs. Texas Tech (11/29/08*)
Rebounds	18 vs. South Carolina State (12/21/11)
Assists	4 (three times)
Blocked Shots	5 vs. Texas Tech (1/17/12)
Steals	3 (twice)
Minutes Played	38 (four times)

* At Mississippi State



31 BARRY HONORÉ

6-7, 270, SENIOR, FORWARD
GARLAND, TEXAS
(SOUTHERN UNIVERSITY)

PTS	REB	BLK	MIN
0.7	0.9	0.4	4.5


HONORÉ GAME BY GAME IN 2011-12

Date	Opponent	MIN	FG	3FG	FT	O-D-T	PF	A	TO	B	S	TP
N11	Idaho State	5	1-1	0-0	0-0	0-0-0	0	0	0	2	0	2
N18	Coppin State	8	0-0	0-0	2-2	2-1-3	0	0	1	1	0	2
N24	vs. Washington State	1	0-0	0-0	0-0	0-0-0	0	0	0	0	0	0
N25	vs. Santa Clara	2	0-0	0-0	0-0	0-0-0	1	0	1	0	0	0
N27	vs. Saint Louis	1	0-0	0-0	0-0	0-0-0	0	0	0	0	0	0
D2	Sacramento State	5	1-3	0-0	0-0	1-0-1	1	0	1	1	0	2
D8	Oral Roberts	3	0-2	0-0	0-0	0-0-0	0	0	0	0	0	0
D10	Arkansas	10	1-1	0-0	0-0	2-1-3	2	0	0	1	0	2
D17	vs. Houston	5	0-0	0-0	0-0	0-0-0	0	0	0	1	0	0
D21	South Carolina State	10	1-1	0-0	0-0	2-0-2	0	0	0	1	0	2
D29	at Cincinnati	2	0-0	0-0	0-0	0-1-1	0	0	0	0	0	0
D31	Northwestern State	12	1-2	0-0	2-4	3-1-4	1	2	1	0	0	4
J3	at Missouri (7)	4	0-1	0-0	0-0	0-0-0	1	0	0	0	0	0
J7	Kansas (14)	7	0-0	0-0	0-1	2-0-2	0	0	1	1	0	0
J9	at Oklahoma State	4	0-0	0-0	0-0	0-0-0	0	0	0	0	0	0
J14	Kansas State (18)					DNP						
J17	Texas Tech	3	0-0	0-0	0-0	0-0-0	1	0	0	0	0	0
J21	at Texas A&M					DNP						
J24	Baylor (6)					DNP						
J28	at Kansas State (22)					DNP						
F1	at Kansas (8)	2	0-1	0-0	0-0	1-0-1	0	0	0	0	0	0
F4	Iowa State					DNP						
F6	Missouri (4)					DNP						
F11	at Texas Tech	1	0-0	0-0	0-0	0-0-0	0	0	0	0	0	0
F14	Texas					DNP						
F18	at Iowa State					DNP						
F22	Oklahoma State	0+	0-0	0-0	0-0	0-0-0	0	0	0	0	0	0
F25	at Baylor (13)											
F29	at Texas											
M3	Texas A&M											

* Starter

HONORÉ'S OKLAHOMA HIGHS

Points	6 (twice)
Field Goals	3 (twice)
Field Goal Attempts	4 vs. Texas Southern (11/18/10)
3-Point Field Goals	None
3-Point Field Goal Attempts	1 vs. Texas A&M (1/8/11)
Free Throws Made	2 vs. Northwestern State (12/31/11)
Free Throw Attempts	4 vs. Northwestern State (12/31/11)
Rebounds	4 vs. Northwestern State (12/31/11)
Assists	2 (twice)
Blocked Shots	2 (twice)
Steals	None
Minutes Played	19 vs. Texas Southern (11/18/10)



32 CASEY ARENT

6-10, 227, JUNIOR, CENTER
PENRYN, CALIF.
(SIERRA COLLEGE)

PTS	REB	STL	MIN
1.2	1.9	0.3	6.5

ARENT GAME BY GAME IN 2011-12

Date	Opponent	MIN	FG	3FG	FT	O-D-T	PF	A	TO	B	S	TP
N11	Idaho State	12	1-2	0-0	2-2	1-0-1	1	0	3	0	1	4
N18	Coppin State	13	3-5	0-0	0-0	3-6-9	2	1	1	1	0	6
N24	vs. Washington State	9	1-3	0-0	0-0	2-1-3	0	0	2	1	0	2
N25	vs. Santa Clara	8	1-2	0-0	0-0	1-1-2	2	0	0	0	0	2
N27	vs. Saint Louis	15	1-2	0-0	0-0	1-0-1	3	0	0	0	0	2
D2	Sacramento State	13	0-2	0-0	0-0	1-2-3	1	0	3	0	2	0
D8	Oral Roberts	6	0-3	0-0	0-0	2-0-2	2	0	1	0	0	0
D10	Arkansas	5	0-1	0-0	0-0	0-0-0	2	0	1	0	1	0
D17	vs. Houston					DNP						
D21	South Carolina State	10	2-4	0-0	0-0	4-5-9	2	0	1	0	0	4
D29	at Cincinnati					DNP						
D31	Northwestern State	7	0-0	0-0	2-2	0-1-1	3	0	0	0	0	2
J3	at Missouri (7)	4	0-2	0-0	0-0	1-1-2	1	0	0	0	0	0
J7	Kansas (14)	1	0-0	0-0	0-0	0-0-0	0	0	0	0	0	0
J9	at Oklahoma State	5	0-0	0-0	0-0	0-1-1	0	0	0	0	0	0
J14	Kansas State (18)	5	0-0	0-0	0-0	0-0-0	0	0	0	0	1	0
J17	Texas Tech	6	0-0	0-0	0-0	0-1-1	4	0	0	0	1	0
J21	at Texas A&M	8	2-2	0-0	0-0	2-2-4	2	0	0	0	0	4
J24	Baylor (6)	4	0-0	0-0	0-0	0-0-0	0	0	0	0	0	0
J28	at Kansas State (22)					DNP						
F1	at Kansas (8)	2	0-0	0-0	0-0	0-1-1	0	0	1	0	0	0
F4	Iowa State					DNP						
F6	Missouri (4)	3	0-0	0-0	0-0	0-0-0	0	0	0	0	0	0
F11	at Texas Tech	3	0-0	0-0	0-0	0-1-1	2	0	1	0	0	0
F14	Texas	4	0-1	0-0	0-0	1-0-1	1	0	1	0	0	0
F18	at Iowa State					DNP						
F22	Oklahoma State	0+	0-0	0-0	0-0	0-0-0	0	0	0	0	0	0
F25	at Baylor (13)											
F29	at Texas											
M3	Texas A&M											

* Starter

ARENT'S CAREER HIGHS

Points	6 vs. Coppin State (11/18/11)
Field Goals	3 vs. Coppin State (11/18/11)
Field Goal Attempts	5 vs. Coppin State (11/18/11)
3-Point Field Goals	None
3-Point Field Goal Attempts	None
Free Throws Made	2 (twice)
Free Throw Attempts	2 (twice)
Rebounds	9 (twice)
Assists	1 vs. Coppin State (11/18/11)
Blocked Shots	1 (twice)
Steals	2 vs. Sacramento State (12/2/11)
Minutes Played	15 vs. Saint Louis (11/27/11)

ROSTERS

NUMERICAL

No.	Name	Pos.	Cl.	Ht.	Wt.	Hometown (Last School)
1	Sam Grooms	G	Jr.	6-1	203	Greensboro, N.C. (Chipola College [Fla.])
2	Steven Pledger**	G	Jr.	6-4	222	Chesapeake, Va. (Atlantic Shores Christian School)
3	T.J. Franklin^	G	Sr.	5-11	175	Fort Worth, Texas (North Crowley HS)
4	Andrew Fitzgerald**	F	Jr.	6-8	247	Baltimore, Md. (Brewster Academy [N.H.])
5	C.J. Washington*	F	Sr.	6-7	230	Stringtown, Okla. (Connors State JC)
12	Jarrold Kruger#	G	So.	6-1	174	Topeka, Kan. (Kansas State University)
13	James Fraschilla^	G	Fr.	5-10	142	Dallas, Texas (Highland Park HS)
14	Carl Blair*	G	Jr.	6-2	205	Houston, Texas (University of New Orleans)
15	Tyler Neal*	F	So.	6-7	227	Oklahoma City, Okla. (Putnam City West HS)
21	Cameron Clark*	G	So.	6-6	198	Sherman, Texas (Sherman HS)
22	Amath M'Baye#	F	Jr.	6-9	214	Bordeaux, France (University of Wyoming)
24	Romero Osby	F	Jr.	6-8	232	Meridian, Miss. (Mississippi State University)
31	Barry Honoré*^	F	Sr.	6-7	270	Garland, Texas (Southern University)
32	Casey Arent	C	Jr.	6-10	227	Penryn, Calif. (Sierra College)

ALPHABETICAL

No.	Name	Pos.	Cl.	Ht.	Wt.	Hometown (Last School)
32	Casey Arent	C	Jr.	6-10	227	Penryn, Calif. (Sierra College)
14	Carl Blair*	G	Jr.	6-2	205	Houston, Texas (University of New Orleans)
21	Cameron Clark*	G	So.	6-6	198	Sherman, Texas (Sherman HS)
4	Andrew Fitzgerald**	F	Jr.	6-8	247	Baltimore, Md. (Brewster Academy [N.H.])
3	T.J. Franklin^	G	Sr.	5-11	175	Fort Worth, Texas (North Crowley HS)
13	James Fraschilla^	G	Fr.	5-10	142	Dallas, Texas (Highland Park HS)
1	Sam Grooms	G	Jr.	6-1	203	Greensboro, N.C. (Chipola College [Fla.])
31	Barry Honoré*^	F	Sr.	6-7	270	Garland, Texas (Southern University)
12	Jarrold Kruger#	G	So.	6-1	174	Topeka, Kan. (Kansas State University)
22	Amath M'Baye#	F	Jr.	6-9	214	Bordeaux, France (University of Wyoming)
15	Tyler Neal*	F	So.	6-7	227	Oklahoma City, Okla. (Putnam City West HS)
24	Romero Osby	F	Jr.	6-8	232	Meridian, Miss. (Mississippi State University)
2	Steven Pledger**	G	Jr.	6-4	222	Chesapeake, Va. (Atlantic Shores Christian School)
5	C.J. Washington*	F	Sr.	6-7	230	Stringtown, Okla. (Connors State JC)

* Letters earned at Oklahoma

^ Walk-on

Sitting out the 2011-12 season due to NCAA transfer rules

STAFF

Head Coach: Lon Kruger (Kansas State '75)

Assistant Coaches:

Chris Crutchfield (Nebraska-Omaha '92)

Steve Henson (Kansas State '90)

Lew Hill (Wichita State '88)

Director of Operations:

Mike Shepherd (Kansas State '92)

Video Coordinator:

Scott Thompson (Mississippi '02)

Director of Student-Athlete Performance:

Jozsef Szendrei (Oklahoma '03)

Trainer: Alex Brown (Appalachian State '79)

PRONUNCIATION GUIDE

Casey **Arent**: ARNT

James **Fraschilla**: frush-SHILL-UH

Barry **Honoré**: ahn-o-RAY

Amath M'Baye: ah-MOTT EM-by

Romero **Osby**: AHZ-bee